

Roof Ice Prevention Perfected



2020 Product Catalog

Edge Melt Systems
PO Box 180193
Delafield WI 53018

www.EdgeMeltSystems.com

Version 2.3

Contents

Overview and History	3-4
Ice Dam Prevention Systems Features	5-7
Snowfall Zone Map of Northern America	8
Snowfall Zone Heat Cable Options	9
Heat Cable Information	10-11
Product Data Sheets	12-32
Warranty	33-35

Copyright 2015, 2016, 2017, 2018, 2019, 2020
All Rights Reserved
GSB Services LLC

Latest Revision: V0002.3 3/2/2020
Edge Melt Systems is a division of GSB Services LLC
Edge Melt Systems, IceBlaster, ECO Digital Controllers and VersaScreen are
trademarks of GSB Services LLC

Overview & History of Deicing Systems Technology

Technology

Edge Melt Systems' products have been engineered to achieve the highest performance level. This is proven by how effective the system is at preventing ice dams and contending with snow storms. Our decades of experience fosters our technology. Our production process measures fabrication tolerances to four thousandths of an inch. Our heat cables have a tolerance of .010" and are backed with an industry leading ten-year limited warranty. These tolerances are vitally important to the performance of our systems.



Notice the embedded hardware store heat cable unable to keep up with preventing icicle and ice dam formation

Zig Zag Heat Cables:

- Limited heat output
- Outdated layout concept
- Short lifespan with inferior performance
- Prone to damage

History

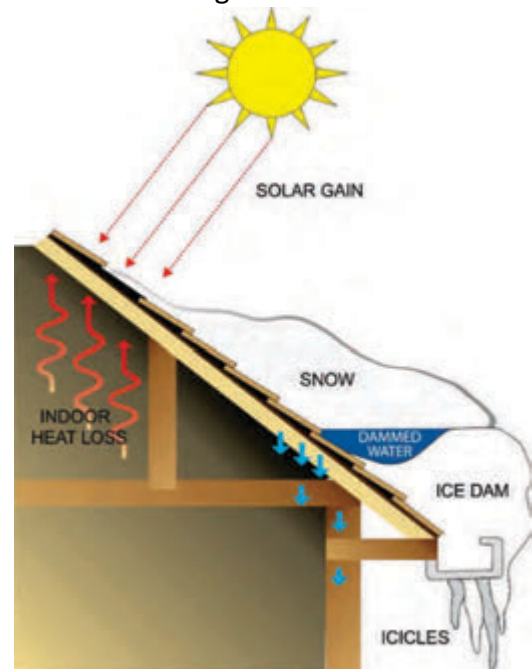
Old ideas relied on heating cables laying on the roof in a zig zag fashion. Most of the heat produced was quickly lost to the atmosphere. The resulting system was often ineffective, easily overwhelmed, and short lived.

In the early 1990's, systems were developed that coupled the heat cables with thermally conductive materials. While these systems weren't manufactured to our exacting standards, they were still a big leap forward in ice dam prevention. In the 2000's, some attempts were made to improve this idea. These systems still fell short of effective heat transfer to the cover panel and were overly expensive.

Improving on the original concept and avoiding the problems of earlier attempts by others, Edge Melt Systems' products have advanced the technology, perfecting the balance between heat transfer (function) and aesthetic beauty (form). Our roof ice prevention systems have been successfully installed throughout the country from the state of Washington to Maine. Edge Melt Systems' products are ideal for the Midwest, New England, the Great Lakes Snow Belt, and the Mountain West as well as Canada.

What is an ice dam?

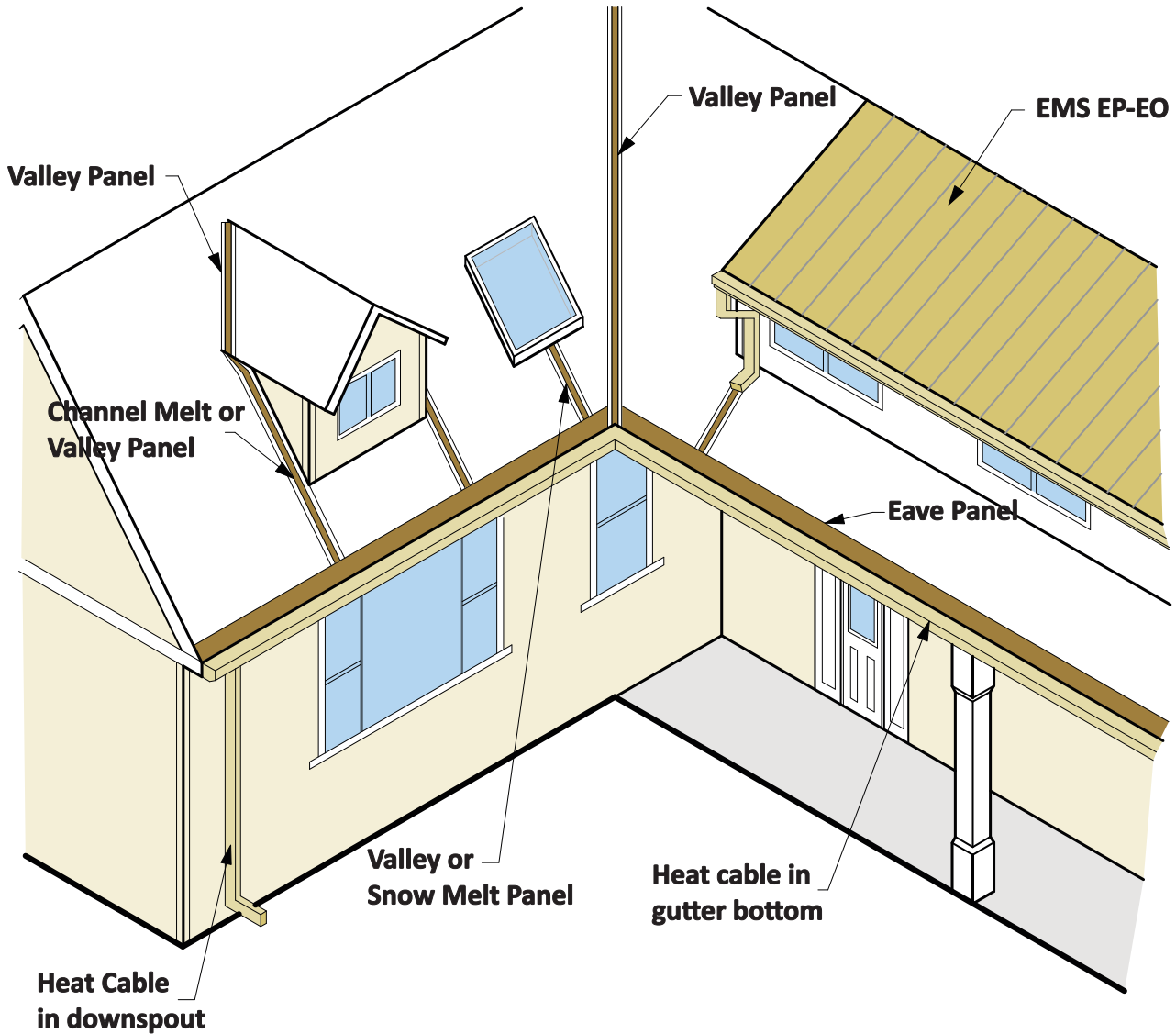
- An ice dam is a ridge of ice that causes water to be trapped behind it. This results in water being forced into areas that your roof and gutter system was not designed to handle.
 - Ice dams form at roof edges whether you have gutters or not. Gutters are not the cause of ice dams. Melted snow and below freezing temperatures at the roof edge are the primary cause of ice dams.
 - Ice dams form in valleys (generally near the bottom or exit of the valley) due to snow compression, heavy drifting and obstructions. Valleys concentrate the amount of water present because they collect water from larger areas above them.
 - Ice dams can form anywhere melted snow can refreeze.
 - Icicles usually indicate an ice dam formation has occurred.
- Ice dams are the result of snow melted by:
 - Heat loss from the conditioned area of the home or business into the attic cavity which warms the roof from underneath.
 - Inadequate levels of insulation allowing conducted heat to transfer into the roof structure.
 - Temperatures fluctuating above and below freezing.
 - Solar gain – the roof surface being warmed by the sun even though temps are below freezing. This can occur even at temperatures below 10F.
 - Poor or non-existent ventilation.
 - Roof ventilation that is covered by snow will not allow trapped warm air to escape. Also, the process of the snow melting from around ridge ventilation creates meltwater which can lead to ice dam formation.



Ice Dams are often accompanied by icicle formations

**UNDERSTANDING
THE CAUSES OF
YOUR ICE DAMS
WILL HELP IN
SOLVING YOUR ICE
DAM PROBLEMS.**

Structural Features



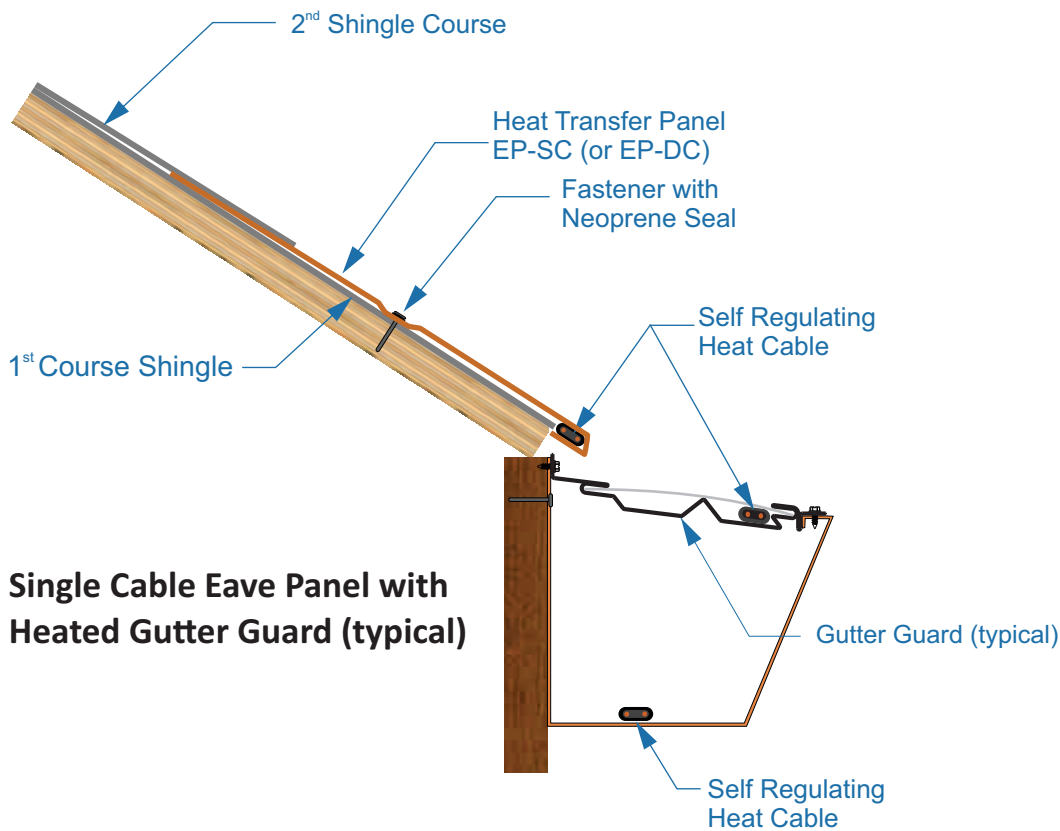
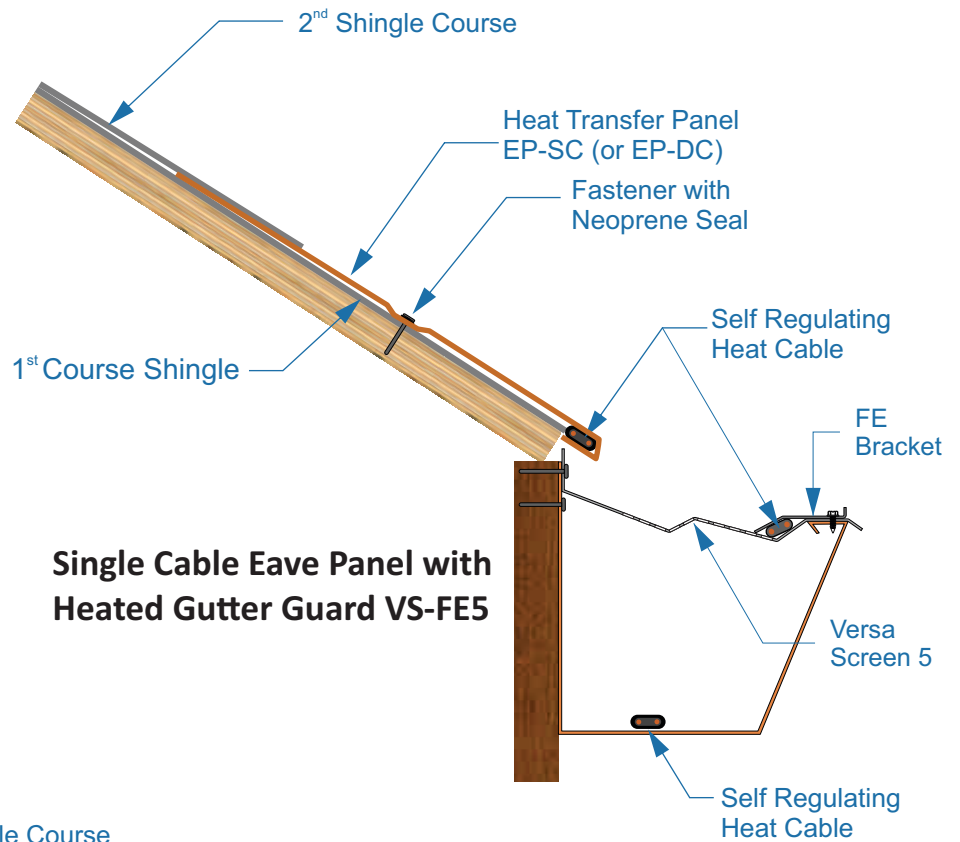
Note: Not every feature of a home is included in the House Isometric Drawing. Its purpose is to familiarize you with typical uses for Edge Melt Systems products. EMS products are suitable for all snow areas and can be customized to specific job site requirements.

Roof Types Appropriate Products

	EP-DC EP-SC	EP-EO	EP-LRP	EP-MR	VP-MW VP-SV	SP-CM SP-SM	SP-SSR	HGS-FE5	HGS-FEPro	MAXPro
Asphalt Shingles	Y	Y	Y	N	Y	Y	N	Y	Y	Y
Wood Shingles	Y	Y	Y	N	Y	Y	N	Y	Y	N
Slate /Tile	Y	Y	Y	N	Y	Y	N	Y	Y	N
Metal	Note ¹	N	N	Y	Y	Y	Y	Y	N	N
Membrane /Rubber	N	N	Y	N	Y	Y	N	Y	N	N

Note 1 Metal Roof with EP-DC & EP-SC These products can be used as part of new construction with concealed fastener style or retrofit on to an existing roof with exposed fastener style (AG or Pro Panel).

How our products integrate with heated gutter protection



Color Selection for EMS Products

Standard Colors EMS

- Medium Bronze
- Dark Bronze
- Mansard Brown
- Matte Black
- Hartford Green
- Charcoal Gray
- Slate Gray
- Clear Anodized

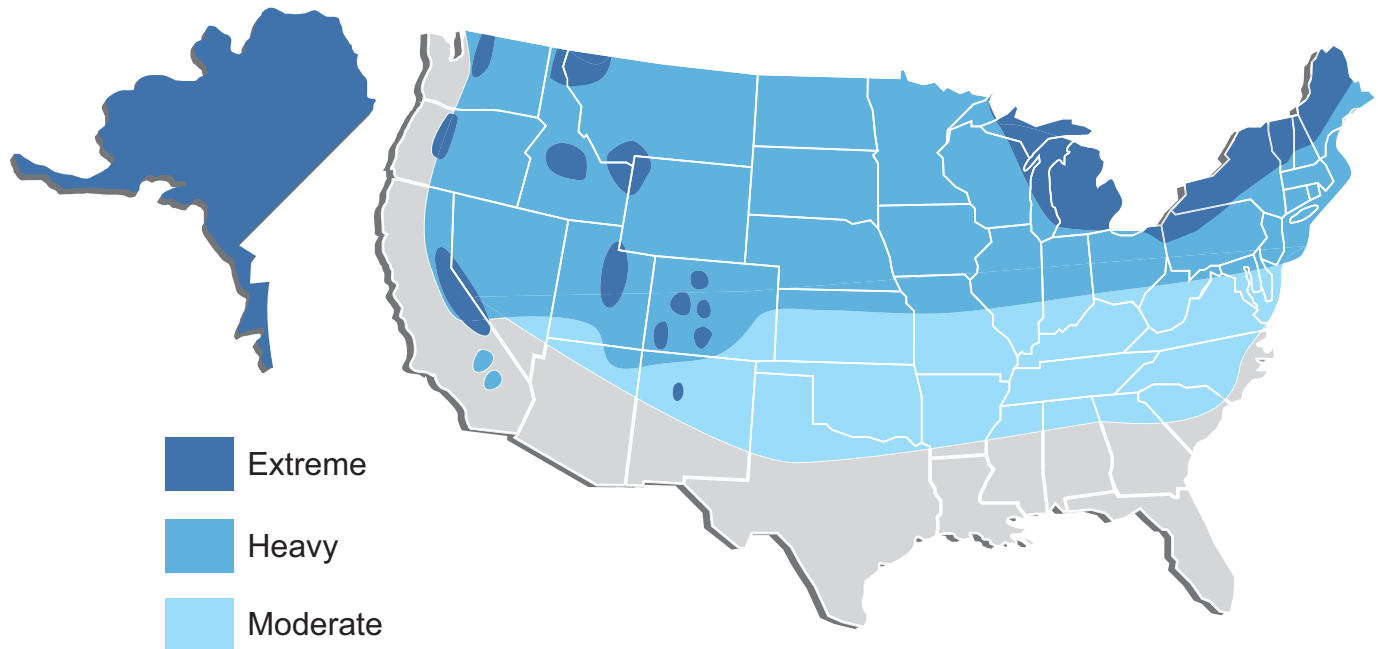
Optional Additional Cost Colors EMS

- Complete line of Firestone UnaClad
- Complete line of Petersen PacClad
- 20 oz. Real Copper



The Pac Clad original brochure can be seen on-line at: https://www.pac-clad.com/wordpress2017/wp-content/uploads/2019/03/PAC_Color_Guide_3-4-19.pdf

Snowfall Map



Snowfall amounts affect ice dam formation. Melted snow is the fuel for ice dam formation. Our Annual Average Snowfall map is for reference only. It is not intended as a guarantee of expected snowfall. Annual snowfall amounts can be double or more the annual average and changes in climate over time may affect the classification of certain areas.

This map is intended to assist you in making a wise decision on which products to use.

As a rule of thumb, the more snow fall you experience in your area, the more robust your system will need to be.

Extreme	Heavy	Moderate
<ul style="list-style-type: none"> • Greater than 120 inches annually • Individual snow fall events routinely exceed 15 inches • Snow accumulations on the roof in excess of 15 inches for much of the season • Alpine areas and mountain resort areas <ul style="list-style-type: none"> ○ Western mountain areas ○ New England mountain/resort areas • Great Lakes lake effect snow belt <ul style="list-style-type: none"> ○ Northern and Western Michigan and the upper peninsula ○ Northern Indiana, Ohio, Pennsylvania ○ Western New York - Buffalo to Rochester to Syracuse 	<ul style="list-style-type: none"> • Generally less than 100 inches annually • Individual snow fall events rarely exceed 15 inches • Snow accumulations on the roof generally do not exceed 20 inches for much of the season • Upper Midwest to New England • Eastern Colorado and Wyoming through the upper central plains • Areas of New York, Pennsylvania, and Ohio that are not in lake effect snow belt • New Jersey, northern West Virginia • Long Island and northern plains (can also be considered Moderate) • Areas in Moderate that experience severe drifting should consider using products rated for Heavy areas 	<ul style="list-style-type: none"> • Generally less than 40 inches annually • Individual snow fall events rarely exceed 6 inches • Snow accumulations rarely exceed six inches on the roof throughout the season • Moderate areas that experience prolonged below freezing temperatures should consider products designed for Heavy areas <ul style="list-style-type: none"> ○ This would include the northern plains

Heat Cable Selections for Different Conditions

EP-SC	10-X	8-X	8-X
EP-DC	10-X/8-X	8-X	²
VP-MW/SV	10-X/8-X	8-X	8-X
VP-U	10-X	8-X	8-X
EP-EO	10-X/8-X	8-X	³
EP-LRP & MR	10-X/8-X	8-X	8-X
HGS-MaxPro	10-X/8-X	8-X	8-X ⁴
HGS-FE5 or FEPro ¹	10-X/8-X	8-X	8-X ⁴
SP-CM	10-X/8-X	8-X	8-X ^{3,5}
SP-SM	10-X/8-X	8-X	8-X ³
SP-SSR	10-X/8-X	8-X	8-X ³
HGS-GMX	10-X/8-X	8-X/5-X	8-X ³
HGS-CCB	10-X	8-X	8-X ³

¹ Added to any IceBlaster option - use cable supplied with rest of system

²Use EP-SC with 8-X ³Optional 5-X available ⁴No heat cable required in gutter bottom

⁵Optionally, a VP-U (2) or HGS-CCB (1) may be used with 8-X

Special Consideration:

- Steeper roofs can have less snow higher on the roof that create solar gain melting.
- Larger roofs can increase the amount of melted snow leading to larger ice dams.
- Your homes architecture can play a role in ice dam formation.
 - Large roof areas can be funneled down to small gutter sections.
 - Certain architectural features can lead to heavy drifting areas on your home.
 - Dormers can introduce ice dams higher up on your roof.
- Valleys should always be included in any ice dam prevention system design.
- Gutter guards should be integrated into the design.
- Gutter guards need to be heated to prevent refreezing.
- All our systems are supplied with the properly sized heat cables. No substitutions.

Our products are available for Residential, Commercial, and Industrial applications

VARIABILITY:

Our systems are designed to be adaptable. Steeper and larger roofs can create unique circumstances that require higher heat output. A heat cable system is not 'highly efficient' if it does not address these situations. While the coupling of heat cables with heat-transferring metals can greatly improve their performance, there is not a one size fits all solution. It is up to the property owner to decide if they prefer a system that uses less energy with lower heat output or one that uses more energy with higher heat output. Often, it is the higher heat output systems that can be turned off sooner and use less energy in the long run. Therefore, when given a choice for the heat cable applicable to your Class Area and product, the higher heat output option will always perform better at the extremes in temperature and snow fall amount.

*Caution - most competitor "so-called" 12 watt cables produce 6 watts or less when used in ice melt systems. Their single cable systems can be easily overwhelmed by heavier snowfalls and may not recover sufficiently. This includes the thin, steel heated edge brackets.

Heat Cables

Our heat cables are the engine of our ice dam prevention systems. They are the most important component and we do not scrimp on quality. You can find comparably priced or less expensive heat cables on the market, but you will not find better quality. Our pricing is set by the sheer volume we use. We pass that savings on to you.

By doing an internet search of heat cable manufacturers, you may conclude that there are dozens of makers of self-regulating heat trace cables. There are not. There are only a few manufacturers around the world and they imprint various names on the cables. Just because a company has their name or logo on the cable does not mean they are the manufacturer of it. This is called private labelling. We could do it as well. Some cable is made in the United States, some is made in China or South Korea. Ours is made in Japan under the same fanatical production processes we all know the Japanese are famous for.

What does this mean for the customer?

- Cables that are produced to exacting standards of quality and consistency
- Consistent heat output with no “Cold Spots”
- The strongest warranty in the industry
- Cables that work as intended in your ice dam prevention system

Why does it matter?

Our systems are investment grade and not the same thing you purchase at the hardware store to plug into an outlet. You don't put a roof on or install windows with the expectation of replacement in a year or two. Why settle for heat cables that are short-lived. Our systems are designed to last 15 years or more with control systems to match. When compared to the zig zag cable products, our systems are a good value because of their effectiveness, energy efficiency, and longevity.

We are obsessive about testing the heat cables that go into our products. We have never been about what is the cheapest. That may maximize profit in the short term, but it is a terrible thing to do to our customers. The relationship with our heat cable manufacturer benefits us and you whether you are purchasing in volume or by the system.

Types of Heat Cables

Our heat cables are voltage specific. That means that the heat cable is designed to operate at 110-130V or 208-277V. Most commonly 220V to 240V is used in residential/commercial applications as it allows for more heat cable to be run on a given circuit.

We offer three wattage selections. The higher the wattage the greater the heat output of a system. Our most common heat cable is the 8-2 (8 watt/ft output at 50F, 13 watt/ft output in 33F iced water; 208-277 voltage). In our heat panel systems, the 8-2 averages between 7w/ft and 13w/ft depending on ambient temperature and snow load. The 8-2 allows for a good balance between effectiveness, efficiency and circuit sizing.

5-X = 5 Watt output at 50 degrees F ambient & 8-9 W/FT at 32F

8-X = 8 Watt output at 50 degrees F ambient & 11-13 W/FT at 32F

10-X = 10 Watt output at 50 degrees F ambient & 15-17 W/FT at 32F

How to Understand Heat Output of Heat Cables

Self-regulating heat cables are constantly adjusting their heat output based on the internal temperature of the heat cable itself. How quickly heat is drawn out of the cable affects its internal temperature. The two recognized methods of rating wattage output for SR heat cable is:

- Output on a 50F metal pipe under 1 inch of insulation
- Output in 32F water bath (or oil, since water freezes at 32F)

Of the two, neither is ideal for determining what heat cables will do in roof ice prevention systems or on roof/gutter zig zag installations because they are not under 1 inch of insulation or constantly entirely submerged in 32F water. For UL and CSA certifications, 50F rating is most commonly recognized. Some have tried to extrapolate what the wattage output would be at 32F on a roof based on that, but it is only really a guess.

All of our Naming Codes for heat cables are based on the 50F output at steady state. When considering other heat cables, look at the what temperature their wattage is figured for. The following is an equivalency wattage output chart for your reference:

Drexan HeatTracer 50F	Drexan HeatTracer 32F	Competitor 40/50F*	Competitor 32F (Snow/Ice)*
5 W/FT	8 W/FT	5 or 6 W/FT	8 or 9 W/FT
8 W/FT	11-13 W/FT*	8 W/FT	10 to 13 W/FT
10 W/FT	13-16 W/FT*	NA	NA

*Variability results from self-regulating nature of heat cable and from output differences based on voltage

System Wiring

This is the work of a licensed electrician. An electrician should be consulted regarding system planning. All applicable building and electrical codes should be followed. The system wiring (not including heat cable) is recommended (but not required) to be the last step of the installation, which includes:

1. Installation of the electrical circuit with breaker(s) in the main panel
2. Installation of equipment ground fault protection device with 30mA trip rating
3. Installation of the system controller and connection to the main panel
4. Installation of the junction boxes and connections to the system controller
5. Connections of the heat cables to the junction box circuits.
6. Commissioning the system
 - a. Verifying connections
 - b. Insulation resistance testing (aka “Megger” testing or dielectric strength testing) is required for warranty
 - c. Electrical power draw
 - d. Setting up the controller

It is very important to bear in mind that these are high power devices. Therefore, the installation instructions for the connections need to be followed. Also, the outdoor portions need to be protected from moisture intrusion. Sealed exterior junction boxes and drip loops and weeps on cables are essential. Where there is concern, consideration should be given to potting of electrical connections with products such as:

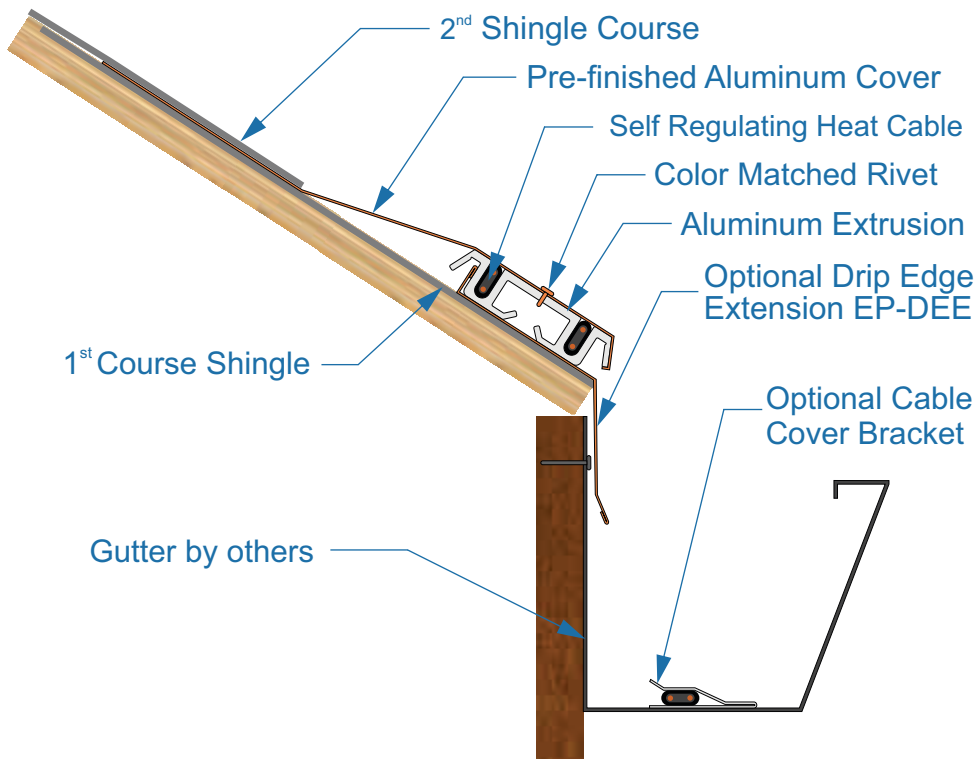
- Ideal #30-030 Noalox Anti-Oxidant Joint Compound
- 3M™ Scotchcast™ Connector Sealing Pack 3570G-N
- Tough-Seal #41 from Key Polymer Corporation




Eave Panel - Double Cable EP-DC Drip Edge Extension EP-DEE

Overview

The IceBlaster™ Eave Panel (EP-DC) is specifically designed to prevent ice dam and icicle build up at the eaves. The highly efficient system is comprised of an aluminum extrusion base panel which houses two runs of industrial grade self regulating heat cable. Uses for the EP-DC are roof edges, dormer edges and other areas where roof slopes present ice dam and icicle problems. Installation is simple. Base extrusion mounts over existing first course of shingles with counter sunk exterior grade screws. Route two runs of industrial grade self regulating heat cable. Pre-finished aluminum cover panel slides under second course of shingles and is riveted to base panel for maximum heat transfer. Route any heat cable in gutter and downspout(s).



NOTE: Some roof assembly features omitted for clarity. IceBlaster products are fully compatible with most roof styles and systems. IceBlaster™ Eave Panels can be installed on a roof overhang without a gutter. Cable Cover Bracket (CCB) is optional. Optional Drip Edge Extender can be used when no drip edge is present or when the EP-DC must be positioned further up on the roof. The Drip Edge Extender provides for heat transfer on the roof edge.



Performance:

2 runs of self-regulating industrial grade heat cable

Base Extrusion:

6063 T5 Aluminum

Cover Panel:

0.040" Kynar 500 pre-finished aluminum

Warranty:

50 yr on base panel
30 yr on cover panel finish
10 yr on supplied heat cable
See Warranty for complete details

Components:

Base extrusion
Panel cover
Splice covers
Mounting hardware
C/US Listed self-regulating heat cable

Options:

110-130v or 208-277v in 8 & 10 watts/foot self regulating heat cable

Standard Colors: Medium Bronze, Matte Black, Dark Bronze, Hartford Green, Mansard Brown, Slate Gray, or Charcoal Gray, Clear Anodized

Additional Cost Options

20 oz. solid copper

Special Order Colors: Complete line of PacClad aluminum colors

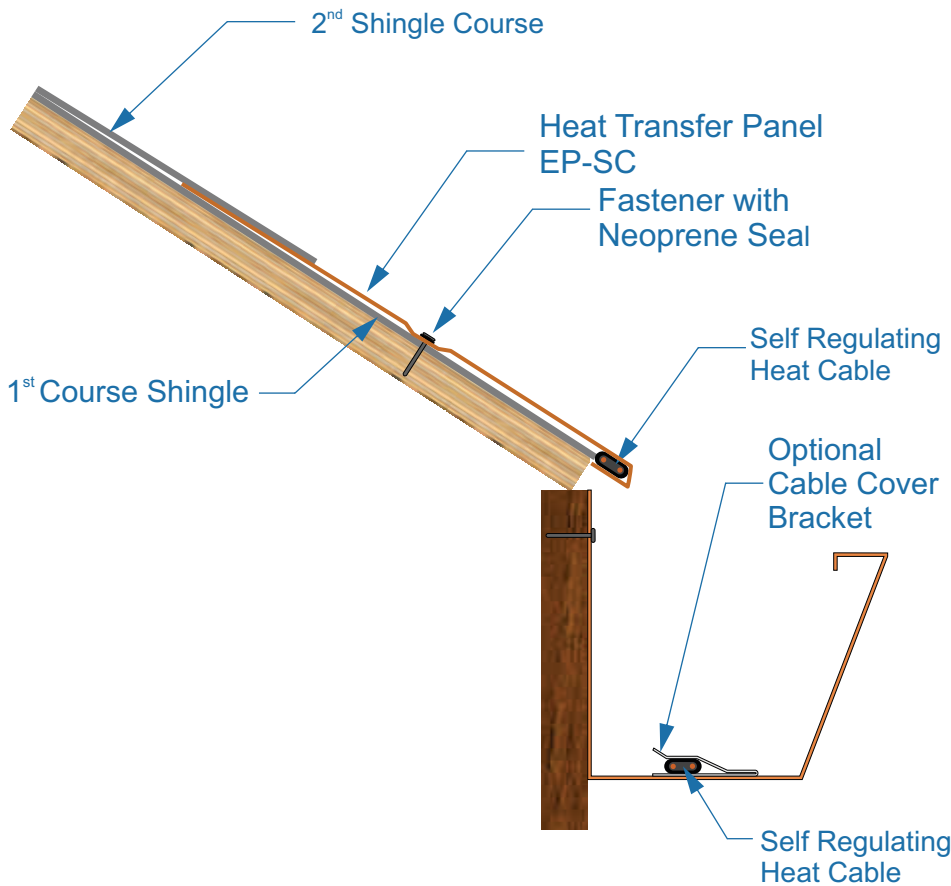
Standard 10' lengths, can be cut to length



Eave Panel - Single Cable EP-SC


Overview

The IceBlaster Eave Panel Single Cable (EP-SC) is specifically designed to prevent ice dam and icicle build up at the eaves. This highly efficient system is comprised of a heavy gauge aluminum panel fabricated to house a single run of self regulating heat cable at the roof edge. The low profile panel is perfect for today's designer shingles, cedar shingle roofs, lower sloped roofs, and other applications where efficient ice dam prevention and affordability are important. Suitable for all Snow Class areas (see Snow Class Guide).



NOTE:

Some roof assembly features omitted for clarity. IceBlaster products are fully compatible with most roof styles and systems. Cable Cover Bracket (CCB) is optional.



Performance:

1 run of self-regulating industrial grade heat cable

Cover Panel:

0.040" Kynar 500 pre-finished aluminum or 20 oz. real copper

Warranty:

30 yr on cover panel finish
10 yr on supplied heat cable
See Warranty for complete details

Components:

Panel cover (standard 4' & 5' lengths)
Splice covers
Mounting hardware
C/US Listed self-regulating heat cable

Options:

110-130v or 208-277v in 8 & 10 watts/foot self regulating heat cable

Standard Colors: Medium Bronze, Matte Black, Dark Bronze, Hartford Green, Mansard Brown, Slate Gray, or Charcoal Gray, Clear Anodized

Additional Cost Options

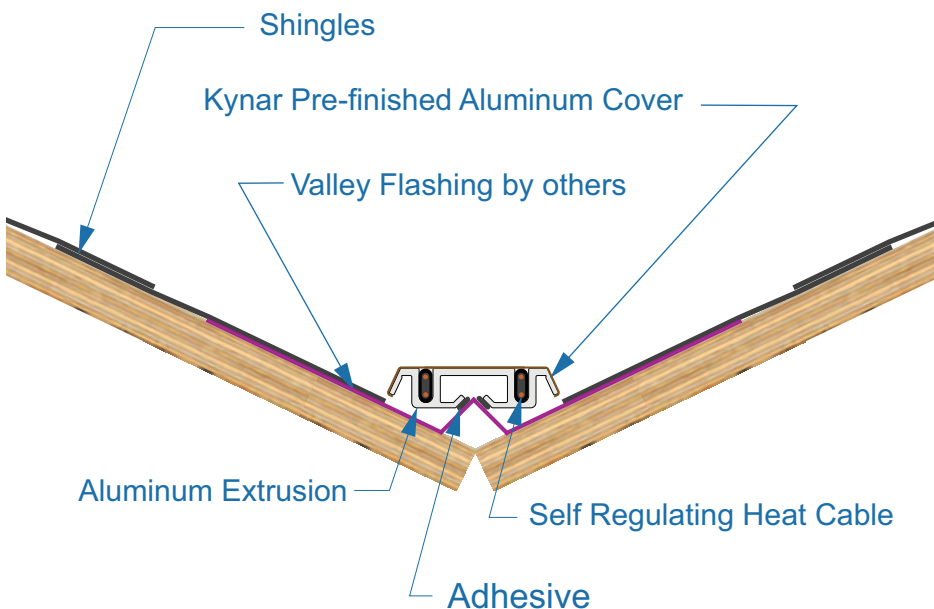
20 oz. solid copper

IceBlaster™


Valley Panel - Metal W Valleys VP-MW

Overview

The IceBlaster VP-MW is specifically designed to prevent ice dam and icicle build up in the valleys, along dormers, around chimneys and skylights, and any area where a defined melt path is needed. The highly efficient system is comprised of an aluminum extrusion base panel which houses two runs of industrial grade self regulating heat cable. Installation is simple. Base extrusion mounts over existing metal W valley flashing with a suitable adhesive. Route two runs of industrial grade self-regulating heat cable. Pre-finished aluminum cover panel clamps on base panel for maximum heat transfer. Route any heat cable in gutter and downspout(s). The VP-MW can be combined with other EMS products for a comprehensive ice dam prevention system.



NOTE: Some roof assembly features omitted for clarity. IceBlaster products are fully compatible with most roof styles and systems. IceBlaster Valley Panels can also be installed on closed cut or woven valley styles.



Performance:

2 runs of self-regulating industrial grade heat cable

Base Extrusion:

6063 T5 Aluminum

Cover Panel:

0.040" Kynar 500 pre-finished aluminum

Warranty:

50 yr on base panel

30 yr on cover panel finish

10 yr on supplied heat cable

See Warranty for complete details

Components:

Base extrusion

Panel cover

Splice covers

Mounting hardware

C/US Listed self-regulating heat cable

Options:

110-130v or 208-277v in 5, 8, & 10 watts/foot self regulating heat cable

Standard Colors: Medium Bronze, Matte Black, Dark Bronze, Hartford Green, Mansard Brown, Slate Gray, or Charcoal Gray, Clear Anodized

Additional Cost Options

20 oz. solid copper

Special Order Colors: Complete line of PacClad aluminum colors

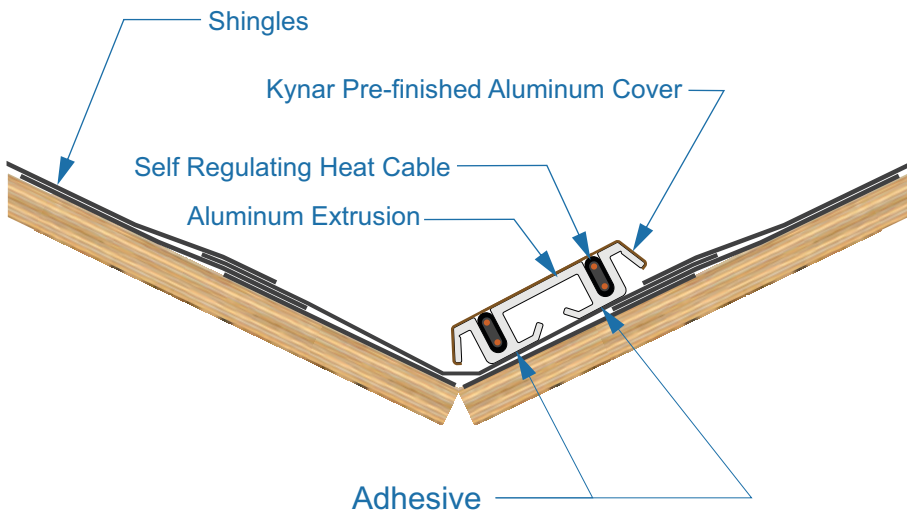
Standard 5' & 10' lengths, can be cut to lengths

IceBlaster™


Valley Panel - Shingle or Woven Valleys VP-SV

Overview

The IceBlaster VP-SV is specifically designed to prevent ice dam and icicle build up in the valleys, along dormers, around chimneys and skylights, and any area where a defined melt path is needed. The highly efficient system is comprised of an aluminum extrusion base panel which houses two runs of industrial grade self regulating heat cable. Installation is simple. Base extrusion mounts over existing valley shingles with a suitable adhesive. Route two runs of industrial grade self regulating heat cable. Pre-finished aluminum cover panel clamps on base panel for maximum heat transfer. Route any heat cable in gutter and downspout(s). The IceBlaster VP-SV can be combined with other EMS products for a comprehensive ice dam prevention system.



NOTE: Some roof assembly features omitted for clarity. IceBlaster products are fully compatible with most roof styles and systems. IceBlaster Valley Panel can also be installed metal W valley styles.



Performance:

2 runs of self-regulating industrial grade heat cable

Base Extrusion:

6063 T5 Aluminum

Cover Panel:

0.040" Kynar 500 pre-finished aluminum

Warranty:

50 yr on base panel
30 yr on cover panel finish
10 yr on supplied heat cable
See Warranty for complete details

Components:

Base extrusion
Panel cover
Splice covers
Mounting hardware
C/US Listed self-regulating heat cable

Options:

110-130v or 208-277v in 5, 8, & 10 watts/foot self regulating heat cable

Standard Colors: Medium Bronze, Matte Black, Dark Bronze, Hartford Green, Mansard Brown, Slate Gray, or Charcoal Gray, Clear Anodized

Additional Cost Options

20 oz. solid copper

Special Order Colors: Complete line of PacClad aluminum colors

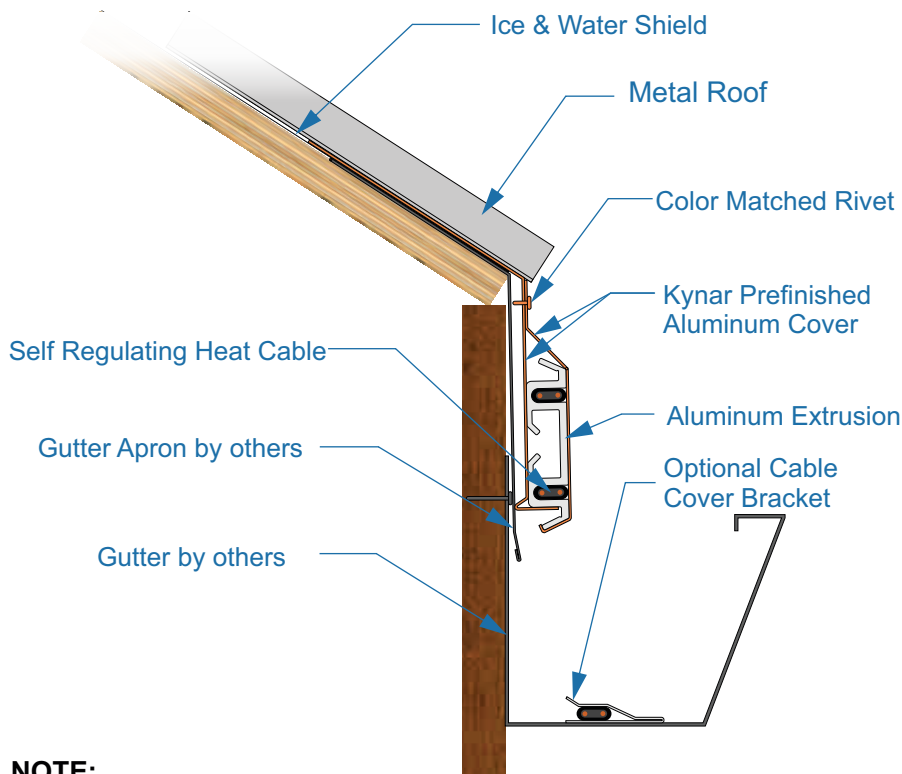
Standard 5' & 10' lengths, can be cut to length



Eave Panel - Metal Roof EP-MR


Overview

The IceBlaster Eave Panel for Metal Roofs (EP-MR) is specifically designed to prevent ice dam and icicle build up at the eaves on sloped standing seam and other metal roof configurations. The highly efficient system is comprised of an aluminum extrusion base panel/heat transfer panel which houses two runs of industrial grade self regulating heat cable. Uses for the EP-MR are roof edges, dormer edges and other areas where metal roof sections present ice dam and icicle problems. Installation is simple. Base assembly is integrated with the metal roof materials using standard roof edge flashing techniques. Route two runs of industrial grade self regulating heat cable. Pre-finished aluminum cover panel affixes to the base and is riveted to base panel for maximum heat transfer. Route any heat cable in gutter and downspout(s). **EP-MR is also available with an integrated drip edge for easy integration with metal roof panel hemmed edges.** EP-MR is not a snow retention system.



NOTE:

Some roof assembly features omitted for clarity. IceBlaster products are fully compatible with most roof styles and systems. EP-MR can be installed on a roof with or without a gutter. When installing on a roof with a gutter, the gutter and downspout must be heat traced to prevent re-freezing. Also available with integrated drip edge.



Performance:

2 runs of self-regulating industrial grade heat cable

Base Extrusion:

6063 T5 Aluminum

Cover Panel:

0.040" Kynar 500 pre-finished aluminum

Warranty:

50 yr on base panel
30 yr on cover panel finish
10 yr on supplied heat cable
See Warranty for complete details

Components:

Base extrusion
Panel cover
Splice covers
Mounting hardware
C/US Listed self-regulating heat cable

Options:

110-130v or 208-277v in 5, 8, & 10 watts/foot self regulating heat cable

Standard Colors: Medium Bronze, Matte Black, Dark Bronze, Hartford Green, Mansard Brown, Slate Gray, or Charcoal Gray, Clear Anodized

Additional Cost Options

20 oz. solid copper

Special Order Colors: Complete line of PacClad aluminum colors

Standard 10' lengths, can be cut to length

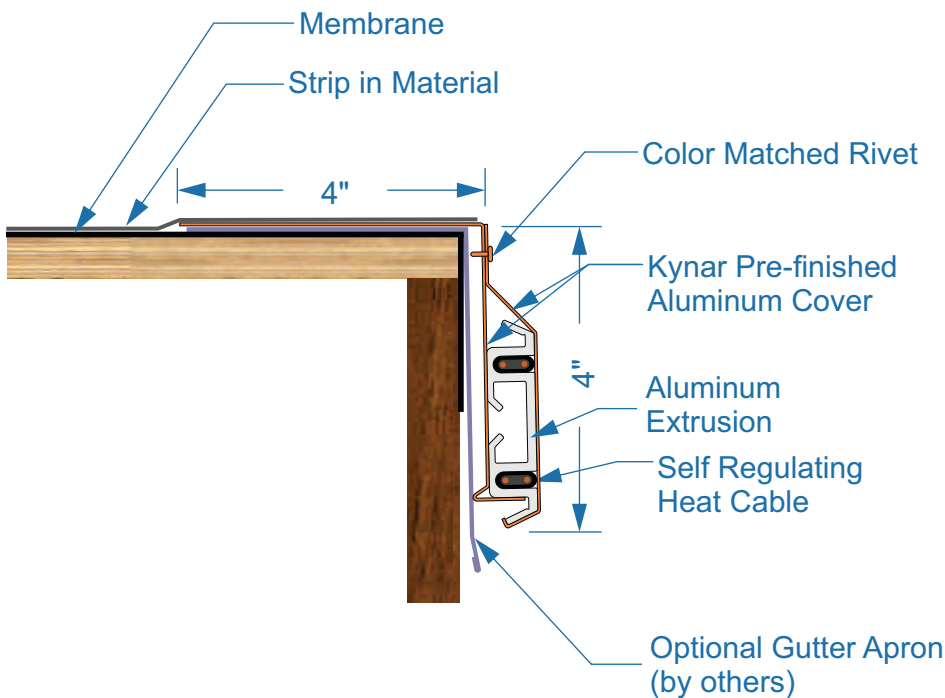
Integrated Drip Edge

IceBlaster™

Eave Panel - Low Slope EP-LRP


Overview

The IceBlaster Low Slope Eave Panel (EP-LRP) is specifically designed to prevent ice dam and icicle build up at the eaves on low sloped/flat roofs. The highly efficient system is comprised of an aluminum extrusion base panel/heat transfer panel which houses two runs of industrial grade self regulating heat cable. Uses for the EP-LRP are roof edges, dormer edges and other areas where flat or low sloped roof sections present ice dam and icicle problems. Installation is simple. Base assembly is integrated with the roof materials using standard roof edge flashing techniques. Route two runs of industrial grade self regulating heat cable. Pre-finished aluminum cover panel affixes to the base and is riveted to base panel for maximum heat transfer. Route any heat cable in gutter and downspout(s).



NOTE:

Some roof assembly features omitted for clarity. IceBlaster products are fully compatible with most roof styles and systems. EP-LRP can be installed on a roof with or without a gutter. When installing on a roof with a gutter, the gutter and downspout must be heat traced to prevent re-freezing.



Performance:

2 runs of self-regulating industrial grade heat cable

Base Extrusion:

6063 T5 Aluminum

Cover Panel:

0.040" Kynar 500 pre-finished aluminum

Warranty:

50 yr on base panel
30 yr on cover panel finish
10 yr on supplied heat cable
See Warranty for complete details

Components:

Base extrusion
Panel cover
Splice covers
Mounting hardware
C/US Listed self-regulating heat cable

Options:

110-130v or 208-277v in 5, 8, & 10 watts/foot self regulating heat cable

Standard Colors: Medium Bronze, Matte Black, Dark Bronze, Hartford Green, Mansard Brown, Slate Gray, or Charcoal Gray, Clear Anodized

Additional Cost Options

20 oz. solid copper

Special Order Colors: Complete line of PacClad aluminum colors

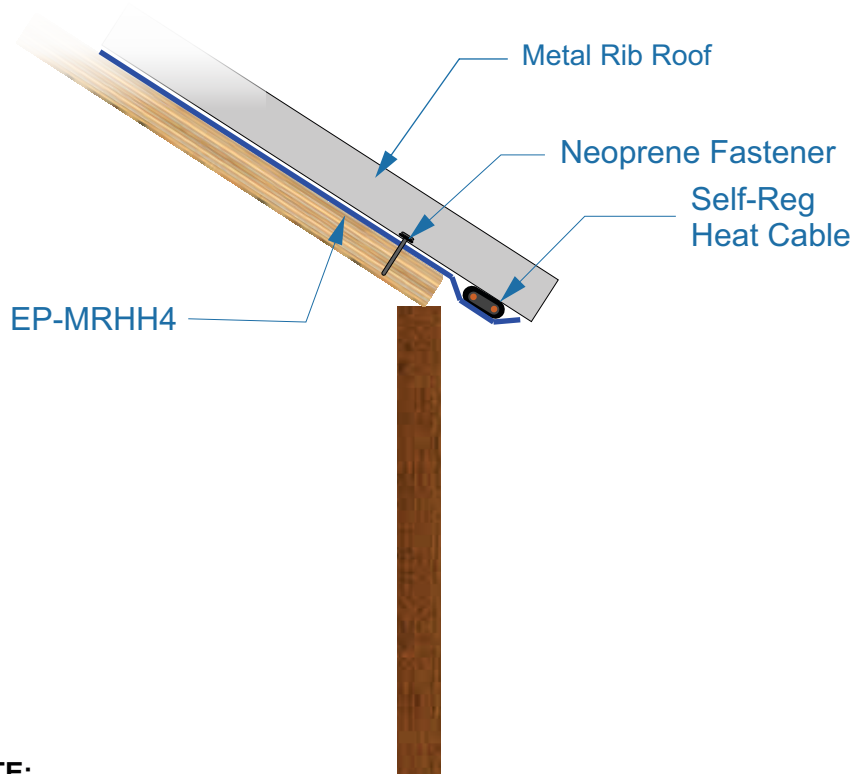
Standard 10' lengths, can be cut to length



Eave Panel - Metal Roof Hidden Heat EP-MRHH4


Overview

The IceBlaster Hidden Heat Eave Panel for Metal Roofs (EP-MR) is specifically designed to prevent ice dam and icicle build up at the eaves on sloped exposed fastener metal roof configurations (Pro Panel or AG Panel Style). The highly efficient system is comprised of an aluminum heat transfer panel which houses one run of industrial grade self regulating heat cable. Uses for the EP-MRHH4 are roof edges, dormer edges and other areas where metal roof sections present ice dam and icicle problems. Installation is simple. Base assembly is slid under the metal roof panel after removing the bottom row of exposed fasteners with the heat cable set in the cable relief. Route any heat cable in gutter and downspout(s). EP-MRHH4 is not a snow retention system.



NOTE:

Some roof assembly features omitted for clarity. IceBlaster products are fully compatible with most roof styles and systems. EP-MRHH4 can be installed on a roof with or without a gutter. When installing on a roof with a gutter, the gutter and downspout must be heat traced to prevent re-freezing.



Performance:

1 run of self-regulating industrial grade heat cable

Cover Panel:

0.040" Kynar 500 pre-finished aluminum or 20 oz Copper

Warranty:

30 yr on cover panel finish
10 yr on supplied heat cable
See Warranty for complete details

Components:

Panel cover
Mounting hardware (option)
C/US Listed self-regulating heat cable

Options:

110-130v or 208-277v in 5, 8, & 10 watts/foot self regulating heat cable

Standard Colors: Medium Bronze, Matte Black, Dark Bronze, Hartford Green, Mansard Brown, Slate Gray, or Charcoal Gray, Clear Anodized

Additional Cost Options

20 oz. solid copper

Special Order Colors: Complete line of PacClad aluminum colors

Available in 4' lengths

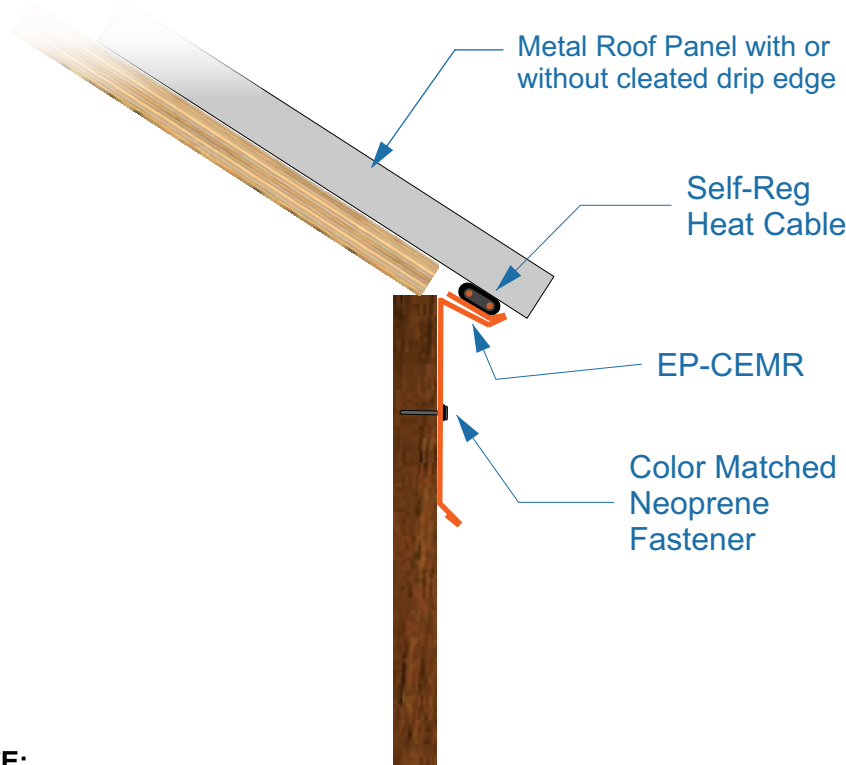


Eave Panel - Metal Roof EP-CEMR

Overview


The IceBlaster Compression Edge Heat Panel for Metal Roofs (EP-CEMR) is specifically designed to prevent ice dam and icicle build up at the eaves on sloped concealed or exposed fastener metal roof configurations. The highly efficient system is comprised of a heat transfer panel with a patented spring action which houses one run of industrial grade self regulating heat cable. The spring action accounts for the problem of metal fatigue and roof edge imperfections by creating constant uniform pressure on the cable to the roof edge. Uses for the EP-CEMR are roof edges, dormer edges and other areas where metal roof sections present ice dam and icicle problems. Installation is simple. With the heat cable inserted in the spring activated cable relief, push the Compression Edge firmly against the bottom of the metal roof panel or against the drip edge and screw tight to fascia. Angle of roof bend, down leg length, and shape are fully customizable.

EP-CEMR is not a snow retention system.



NOTE:

Some roof assembly features omitted for clarity. IceBlaster products are fully compatible with most roof styles and systems. EP-CEMR can be installed on a roof with or without a gutter. When installing on a roof with a gutter, the gutter and downspout must be heat traced to prevent re-freezing.



Performance:

1 run of self-regulating industrial grade heat cable

Cover Panel:

26 or 24 gauge prefinished steel (Kynar 500, SMP) or 20 oz Copper

Warranty:

20 yr on cover panel finish
10 yr on supplied heat cable
See Warranty for complete details

Components:

Panel
Mounting hardware (option)
C/US Listed self-regulating heat cable

Options:

110-130v or 208-277v in 5, 8, & 10 watts/foot self regulating heat cable

Standard Colors: Medium Bronze, Matte Black, Dark Bronze, Mansard Brown, Slate Gray, Charcoal Gray, or Galvalume

Additional Cost Options

20 oz. solid copper

Special Order Colors: Complete line of Coated Metals Group colors

Available in 5' lengths


US Patent 9,428,915



Eave Panel - Roof Edge Hidden Heat EP-REHH4

Overview

The IceBlaster Eave Panel Roof Edge Hidden Heat (EP-REHH4) is specifically designed to prevent ice dam and icicle build up at the eaves. This highly efficient system is comprised of a heavy gauge aluminum panel fabricated to house a single run of self regulating heat cable at the roof edge placed under the shingles at the roof edge. The low profile panel is perfect for today's designer shingles, lower sloped roofs, and other applications where efficient ice dam prevention and affordability are important. Suitable for all Snow Class areas (see Snow Class Guide).



Performance:

One run of industrial grade self-regulating heat cable

Cover Panel:

0.040" Kynar 500 pre-finished aluminum or 20 oz. real copper

Warranty:

30 yr on cover panel finish
10 yr on supplied heat cable
See Warranty for complete details

Components:

Panel cover (standard 4' lengths)
Mounting hardware
C/US Listed self-regulating heat cable

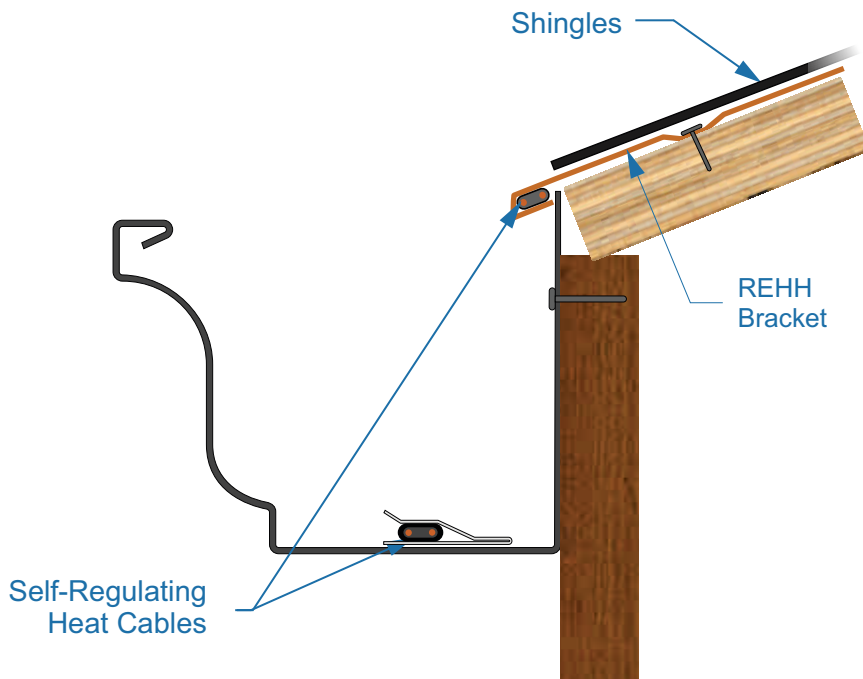
Options:

110-130v or 208-277v in 8 & 10 watts/foot self regulating heat cable

Standard Colors: Medium Bronze, Matte Black, Dark Bronze, Hartford Green, Mansard Brown, Slate Gray, or Charcoal Gray, Clear Anodized

Additional Cost Options

20 oz. solid copper



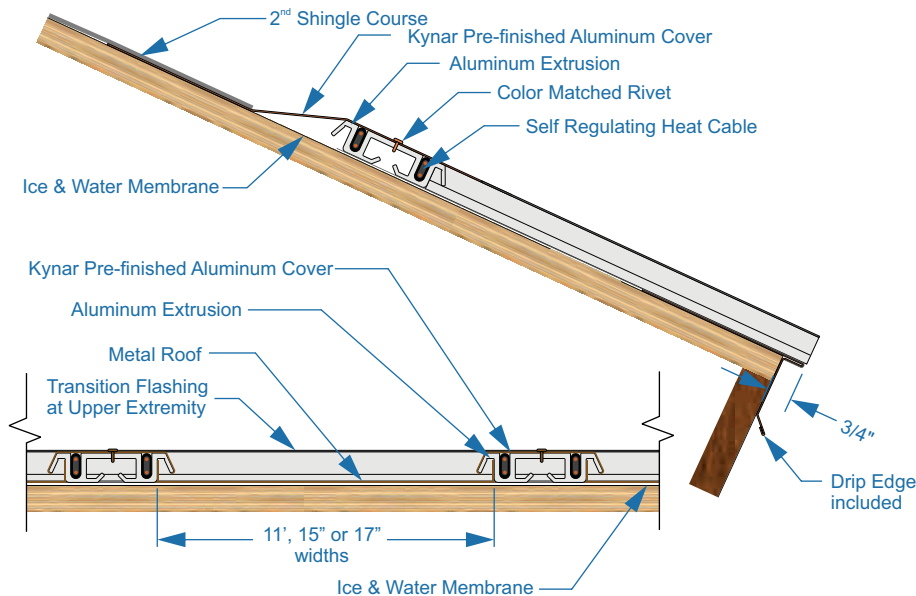
NOTE: Some roof assembly features omitted for clarity. VSP is designed to fit a variety of gutter style and installation methods. VersaScreen and IceBlaster products are fully compatible with most roof styles and systems.

IceBlaster™

Eave Panel - Exposed Overhang EP-EO

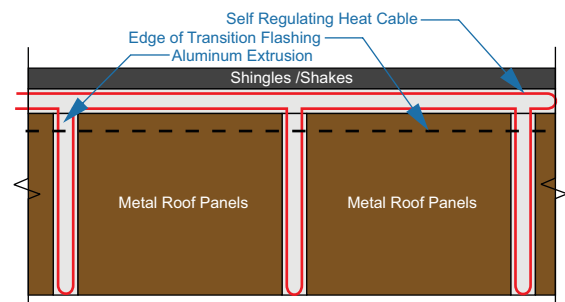
Overview

The IceBlaster Extended Overhang Panel (EP-EO) is specifically designed to prevent ice dam and icicle build on extended overhangs. The highly efficient system is comprised of an aluminum extrusion base panel which houses two runs of industrial grade self regulating heat cable. Uses for the EP-EO are roof edges, dormer edges, extended overhangs with exposed rafters, and other areas where roof slopes present ice dam and icicle problems. Installation is simple. Base extrusion integrates with metal roof panels and transition. Route two runs of industrial grade self regulating heat cable. Pre-finished aluminum cover panel covers batten and transition extrusion and is riveted to base panel for maximum heat transfer. Route any heat cable in gutter and downspout(s).




NOTE:

Some roof assembly features omitted for clarity. IceBlaster products are fully compatible with most roof styles and systems. IceBlaster EP-EO Panel can be installed on a roof overhang without a gutter.



Example Heat Cable routing

Heat is transferred to the surrounding aluminum roof panels through the heated battens effectively clearing the entire area. Any melt water flowing from above is not allowed to re-freeze and form ice dams.



Performance:

2 runs of self-regulating industrial grade heat cable

Base Extrusion:

6063 T5 Aluminum

Cover Panel:

0.040" Kynar 500 pre-finished aluminum

Warranty:

50 yr on base panel
30 yr on cover panel finish
10 yr on supplied heat cable
See Warranty for complete details

Components:

Base extrusion
Panel cover
Splice covers
Mounting hardware
C/US Listed self-regulating heat cable

Options:

110-130v or 208-277v in 5, 8, & 10 watts/foot self regulating heat cable

Standard Colors: Medium Bronze, Matte Black, Dark Bronze, Hartford Green, Mansard Brown, Slate Gray or Charcoal Gray, Clear Anodized

Additional Cost Options

20 oz. solid copper

Special Order Colors: Complete line of PacClad aluminum colors


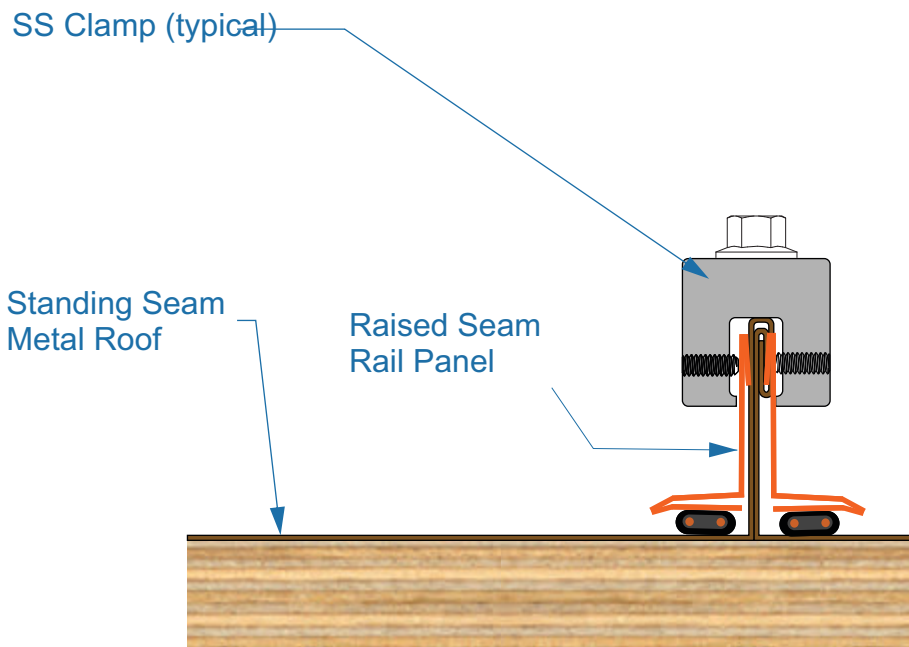
Made to order - no standard lengths

IceBlaster

Specialty Panel - Raised Seam Rail SP-RSR

Overview

The IceBlaster Raised Seam Rail Panel (SP-RSR) is specifically designed to prevent ice dam and icicle build up on metal standing seam roofs. The highly efficient system is comprised of a base panel which houses one run of industrial grade self regulating heat cable. Uses for the SP-RSR are roof edges, dormer edges and other areas where metal roof slopes present ice dam and icicle problems. Installation is simple. Route one run of industrial grade self regulating heat cable up one side of the seam and back down the other. Install SP-RSR panel over heat cable using appropriate standing seam clamp. Protect upper cable loop using a roof clamp and cable clamp. Route any heat cable in valley, gutter and downspout(s). Expert design layout and installation guidance are available with order.



Performance:

1 run of self-regulating industrial grade heat cable

Cover Panel:

26 or 24 gauge prefinished steel (Kynar 500, SMP) or 20 oz Copper

Warranty:

20 yr on cover panel finish
10 yr on supplied heat cable
See Warranty for complete details

Components:

Panel
Mounting hardware (option)
C/US Listed self-regulating heat cable

Options:

110-130v or 208-277v in 5, 8, & 10 watts/foot self regulating heat cable

Standard Colors: Medium Bronze, Matte Black, Dark Bronze, Mansard Brown, Slate Gray, Charcoal Gray, or Galvalume

Additional Cost Options

20 oz. solid copper

Special Order Colors: Complete line of Coated Metals Group colors

Available in 5' lengths

US Patent 9,428,915

NOTE:


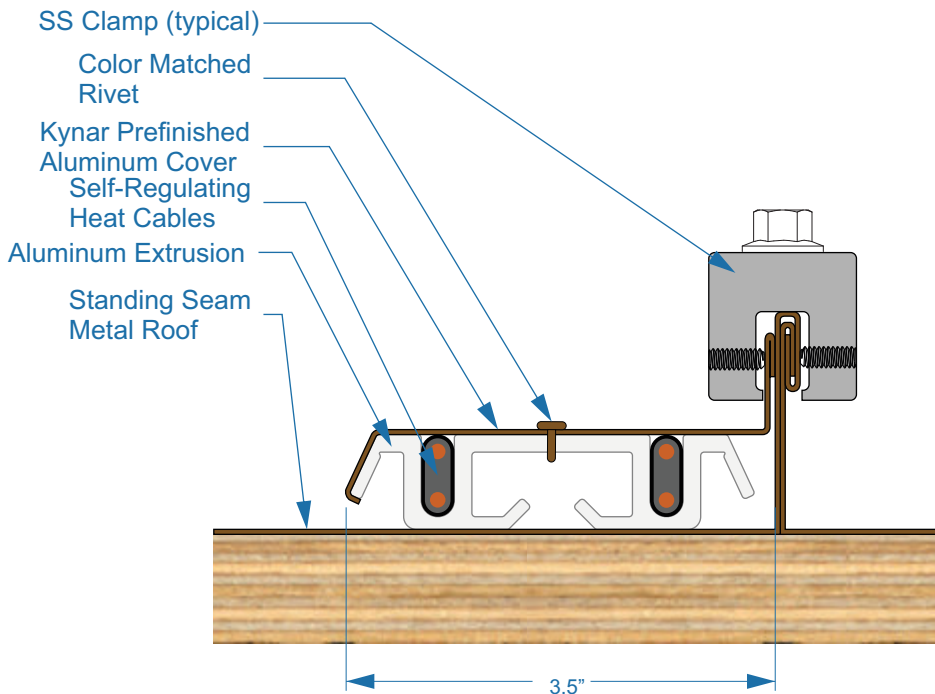
Some roof assembly features omitted for clarity. IceBlaster products are fully compatible with most roof styles and systems. IceBlaster EMS SP-RSR Panel can be installed on a roof overhang without a gutter.



Specialty Panel - Standing Seam Retrofit SP-SSR

Overview

The IceBlaster Standing Seam Retrofit Panel (SP-SSR) is specifically designed to prevent ice dam and icicle build up at the roof edge on metal standing seam roofs. The highly efficient system is comprised of an aluminum extrusion base panel which houses two runs of industrial grade self regulating heat cable. Uses for the SP-SSR are roof edges, dormer edges and other areas where metal roof slopes present ice dam and icicle problems. Installation is simple. Base extrusion mounts over existing metal roof attaching to the standing seam with supplied attachment clamp and optional butyl tape or adhesive. Route two runs of industrial grade self regulating heat cable. Kynar pre-finished aluminum cover panel covers extrusion and is riveted to base panel for maximum heat transfer. Route any heat cable in valley, gutter and downspout(s). Expert design layout and installation guidance are available with order.



Performance:

2 runs of self-regulating industrial grade heat cable

Base Extrusion:

6063 T5 Aluminum

Cover Panel:

0.040" Kynar 500 pre-finished aluminum

Warranty:

50 yr on base panel
30 yr on cover panel finish
10 yr on supplied heat cable
See Warranty for complete details

Components:

Base extrusion
Panel cover
Splice covers
Mounting hardware
C/US Listed self-regulating heat cable

Options:

110-130v or 208-277v in 5, 8, & 10 watts/foot self regulating heat cable

Standard Colors: Medium Bronze, Matte Black, Dark Bronze, Hartford Green, Mansard Brown, Slate Gray, or Charcoal Gray, Clear Anodized

Additional Cost Options

20 oz. solid copper

SS Roof Clamp

Special Order Colors: Complete line of PacClad aluminum colors

Order cut to length

NOTE:

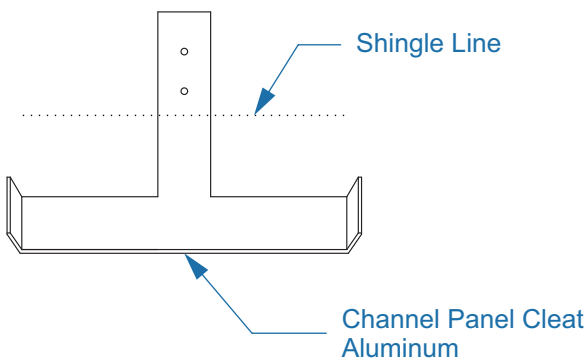
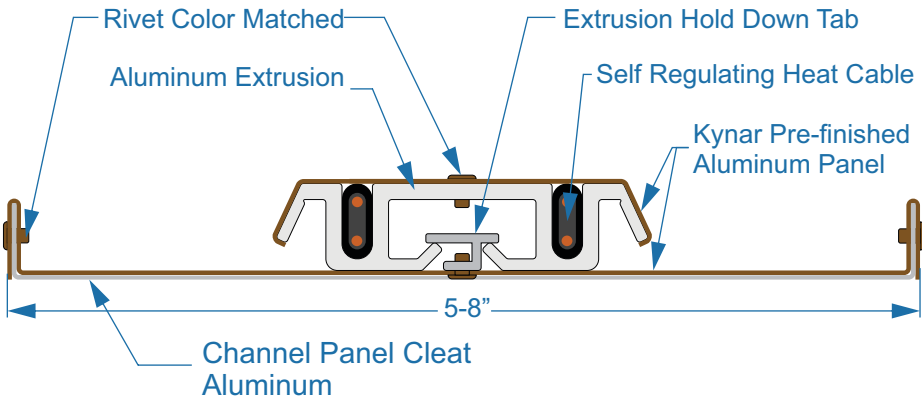
Some roof assembly features omitted for clarity. IceBlaster products are fully compatible with most roof styles and systems. IceBlaster EMS SP-SSR Panel can be installed on a roof overhang without a gutter.




Speciality Panel - Channel Melt Panel SP-CM

Overview

The IceBlaster Channel Melt Panel (SP-CM) is specifically designed to prevent ice dams that occur at dormers and other areas where melt water draining onto a roof surface can re-freeze and create leak issues. Installation is simple. Base panel mounts over existing roofing material with supplied channel panel cleat. Base panel should be installed so that it collects runoff from an upper valley, downspout or other roof feature. Install base extrusion. Route two runs of industrial grade self regulating heat cable. Pre-finished aluminum cover panel is riveted to base panel for maximum heat transfer. Route any heat cable in gutter and downspout(s).



NOTE: Some roof assembly features omitted for clarity. IceBlaster products are fully compatible with most roof styles and systems. SP-CM can be installed on a roof without a gutter.



Performance:

2 runs of self-regulating industrial grade heat cable

Base Extrusion:

6063 T5 Aluminum

Cover Panel:

0.040" Kynar 500 pre-finished aluminum

Warranty:

50 yr on base panel
30 yr on cover panel finish
10 yr on supplied heat cable
See Warranty for complete details

Components:

Base extrusion
Panel cover
Splice covers
Mounting hardware
C/US Listed self-regulating heat cable

Options:

110-130v or 208-277v in 5, 8, & 10 watts/foot self regulating heat cable

Standard Colors: Medium Bronze, Matte Black, Dark Bronze, Hartford Green, Mansard Brown, Slate Gray, or Charcoal Gray, Clear Anodized

Additional Cost Options:

20 oz. solid copper

Special Order Colors: Complete line of PacClad aluminum colors

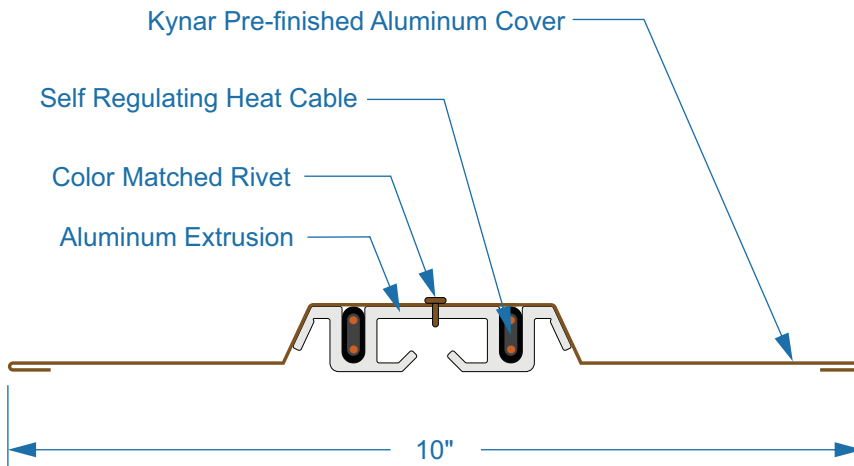
Standard 10' lengths, can be cut to length




Speciality Panel - Snow Melt Panel SP-SM

Overview

The IceBlaster Snow Melt Panel (SP-SM) is specifically designed to prevent snow and ice dam build up at the eaves, on lower shed style roofs, under skylights, on standing seam metal roofs, and other locations where a larger melting area is desired. The highly efficient and useful system is comprised of an aluminum extrusion base panel which houses two runs of industrial grade self regulating heat cable. Installation is simple. Base extrusion mounts over existing roofing with supplied cleat and/or adhesives. Route two runs of industrial grade self regulating heat cable. Pre-finished aluminum cover panel is riveted to base panel for maximum heat transfer. Route heat cable in any gutter(s) and downspout(s).



NOTE: IceBlaster products are fully compatible with most roof styles and systems. Snow Melt Panel can be used in conjunction with other EMS products. SP-SMP can be fastened to roofing with a cleat, adhesive/sealant and other methods depending on roofing materials. This panel is useful for controlling snow build up on lower sloped roofs where heavy drifting is a concern.



Performance:

2 runs of self-regulating industrial grade heat cable

Base Extrusion:

6063 T5 Aluminum

Cover Panel:

0.040" Kynar 500 pre-finished aluminum

Warranty:

50 yr on base panel

30 yr on cover panel finish

10 yr on supplied heat cable

See Warranty for complete details

Components:

Base extrusion

Panel cover

Splice covers

Mounting hardware

C/US Listed self-regulating heat cable

Options:

110-130v or 208-277v in 5, 8, & 10 watts/foot self regulating heat cable

Standard Colors: Medium Bronze, Matte Black, Dark Bronze, Hartford Green, Mansard Brown, Slate Gray, or Charcoal Gray, Clear Anodized

Additional Cost Options

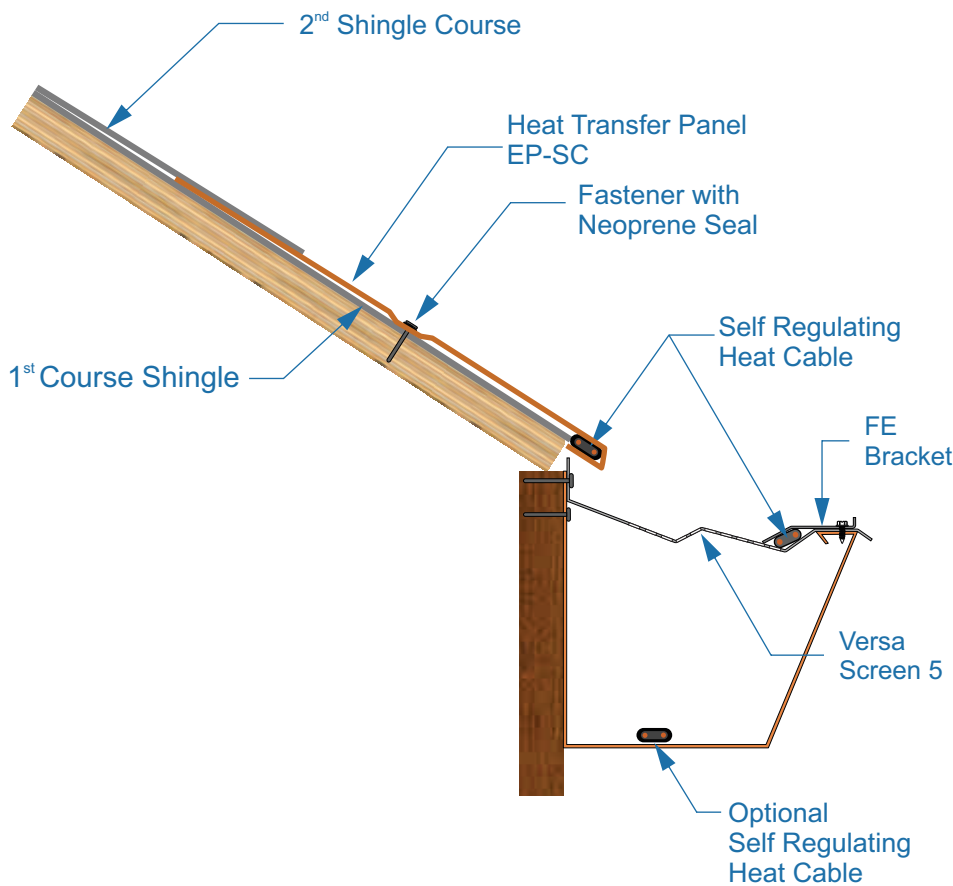
20 oz. solid copper

Special Order Colors: Complete line of PacClad aluminum colors

Standard 10' lengths, can be cut to length

Overview

The IceBlaster Eave Panel Single Cable (EP-SC) with the heated gutter guard HGS-FE5 is specifically designed to prevent ice dam and icicle build up at the eaves and in the gutters. This highly efficient system is comprised of a heavy gauge aluminum panel fabricated to house a single run of self regulating heat cable at the roof edge along with the Front Edge heated VersaScreen 5. The low profile panel is perfect for today's designer shingles, cedar shingle roofs, lower sloped roofs, and other applications where efficient ice dam prevention and affordability are important.



NOTE:

Some roof assembly features omitted for clarity. IceBlaster products are fully compatible with most roof styles and systems. Heat cable in gutter bottom is optional with HGS-FE5 heated gutter guard in place in Class 2 and some Class 1 areas.

Performance:

3 runs of self-regulating industrial grade heat cable

Cover Panel:

0.040" Kynar 500 pre-finished aluminum or 20 oz. real copper
Screen and FE Cover: .040 aluminum with a durable powder coat matte black finish

Warranty:

30 yr on cover panel finish
 10 yr on VersaScreen
 10 yr on supplied heat cable
 See Warranty for complete details

Supplied Components:

Panel cover (standard 5' lengths)
 VS5 and FE
 Splice covers
 Mounting hardware
 C/US Listed self-regulating heat cable
 NEC compliant design

Options:

110-130v or 208-277v in 5, 8, & 10 watts/foot self regulating heat cable

Standard Colors: Medium Bronze, Matte Black, Dark Bronze, Hartford Green, Mansard Brown, Slate Gray, or Charcoal Gray

Additional Cost Options:

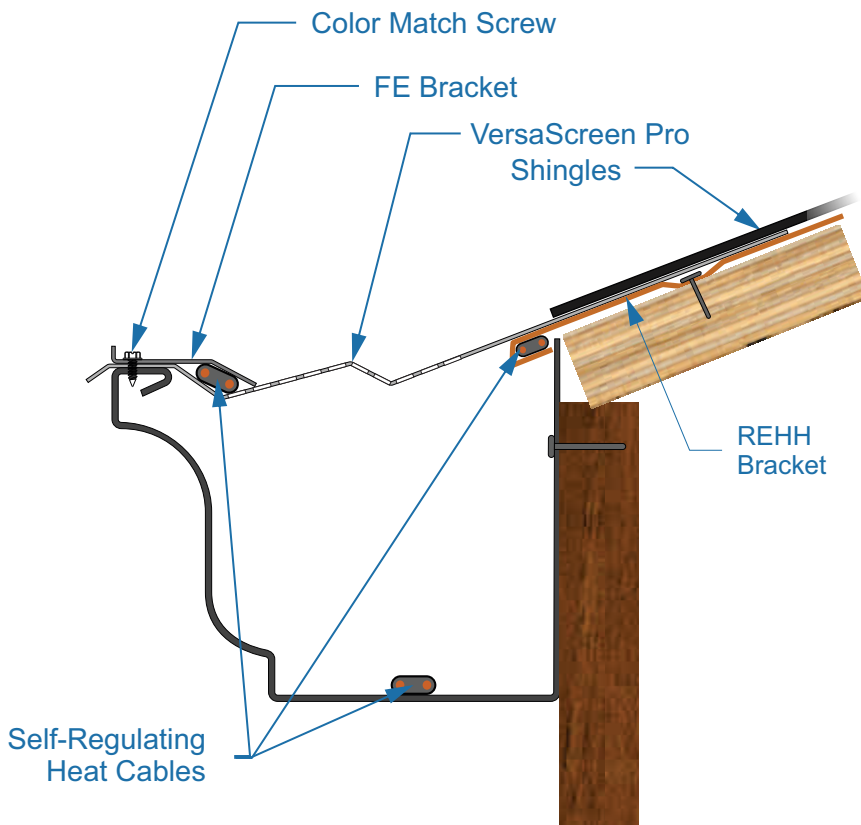
20 oz. solid copper

Patent:

US9121179B2

VersaScreen Pro Gutter Protection

The VersaScreen HGS-MaxPro is a heated gutter guard system designed to work on most styles of gutters including K style and fascia style. It is specifically designed to prevent ice dam and icicle build up at the eaves and gutters. The highly efficient system is comprised of the VersaScreen Pro, the FE cover and the REHH bracket along with three runs of the self regulating heat cable - one at the roof edge, one at the front edge of the gutter, and one in the gutter bottom. Installation is simple. Route heat cable in the gutter bottom, downspout and REHH bracket, then on top of screen. Secure heat cable in REHH and install the VSP; cover cable with the FE cover.



NOTE: Some roof assembly features omitted for clarity. VSP is designed to fit a variety of gutter style and installation methods. VersaScreen and IceBlaster products are fully compatible with most roof styles and systems.

Performance:

Three runs of industrial grade self-regulating heat cable

Screen and FE Cover: .032 aluminum with a durable Kynar 500 Matte Black finish

RE mill finish aluminum

Warranty:

10 yr on VSP and FE

10 yr on supplied heat cable

50 yr on RE extrusion

See Warranty for complete details

Components:

VSP, REHH, FE (4' standard lengths)

Mounting hardware

Options:

C/US Listed self-regulating heat cable, please specify 5, 8, or 10 watt/foot in 120 or 240 VAC. See Self-Regulated Heat Cable Datasheet

Patent:

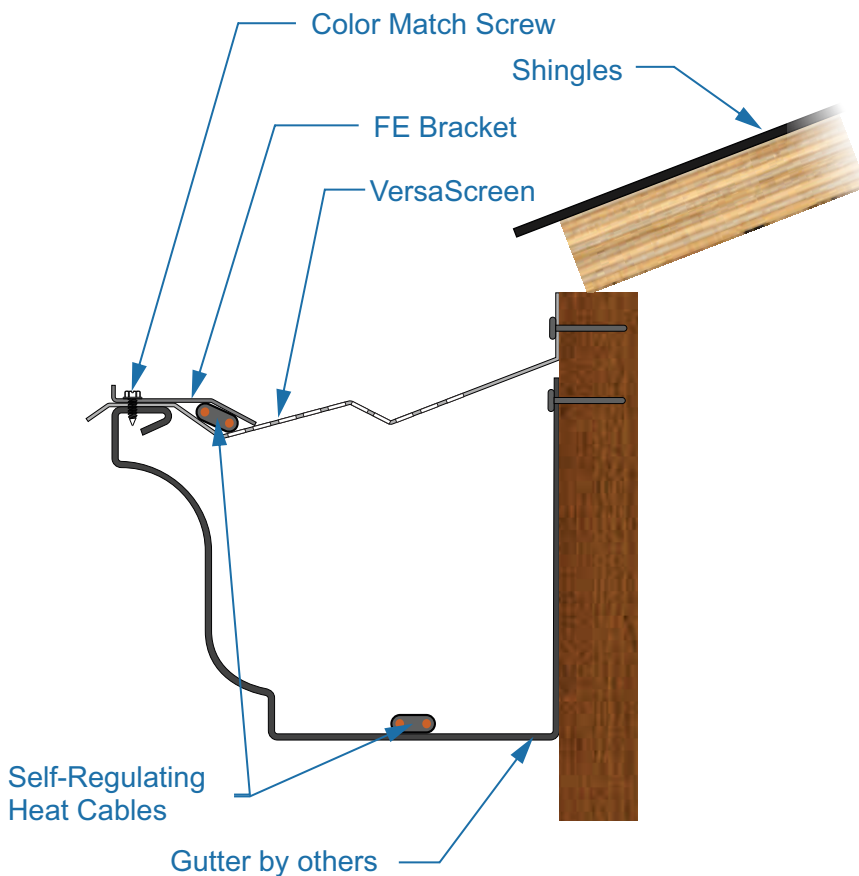
US9121179B2




Heated Gutter Screen HGS-FE5 HGS-FE6

VersaScreen Gutter Protection

The VersaScreen HG-FE5/6 is a heated gutter guard system designed to work on most styles of 5" and 6" gutters including K style and fascia style. It is specifically designed to prevent ice dam and icicle build up at the eaves and gutters. The highly efficient system is comprised of the VersaScreen 5 or 6 and the FE Cover along with two runs of the self regulating heat cable - one at the front edge and one in the gutter bottom. Installation is simple. Route heat cable in the gutter bottom, downspout and on top of the screen. Secure heat cable on top of the screen with FE Cover flashing.



NOTE: Some roof assembly features omitted for clarity. VersaScreen is designed to fit a variety of gutter style and installation methods. VersaScreen and IceBlaster products are fully compatible with most roof styles and systems.



Performance:

Two runs of industrial grade self-regulating heat cable

Screen and FE Cover: .040 aluminum with a durable powder coat matte black finish

Warranty:

10 yr on VSP and FE
10 yr on supplied heat cable
See Warranty for complete details

Components:

VS5/6, FE (5' standard lengths)

Mounting hardware

Options:

C/US Listed self-regulating heat cable, *please specify 5, 8, or 10 watt/foot in 120 or 240 VAC. See Self-Regulated Heat Cable Datasheet*

Additional Cost Options:

20 oz. Copper

Patent:

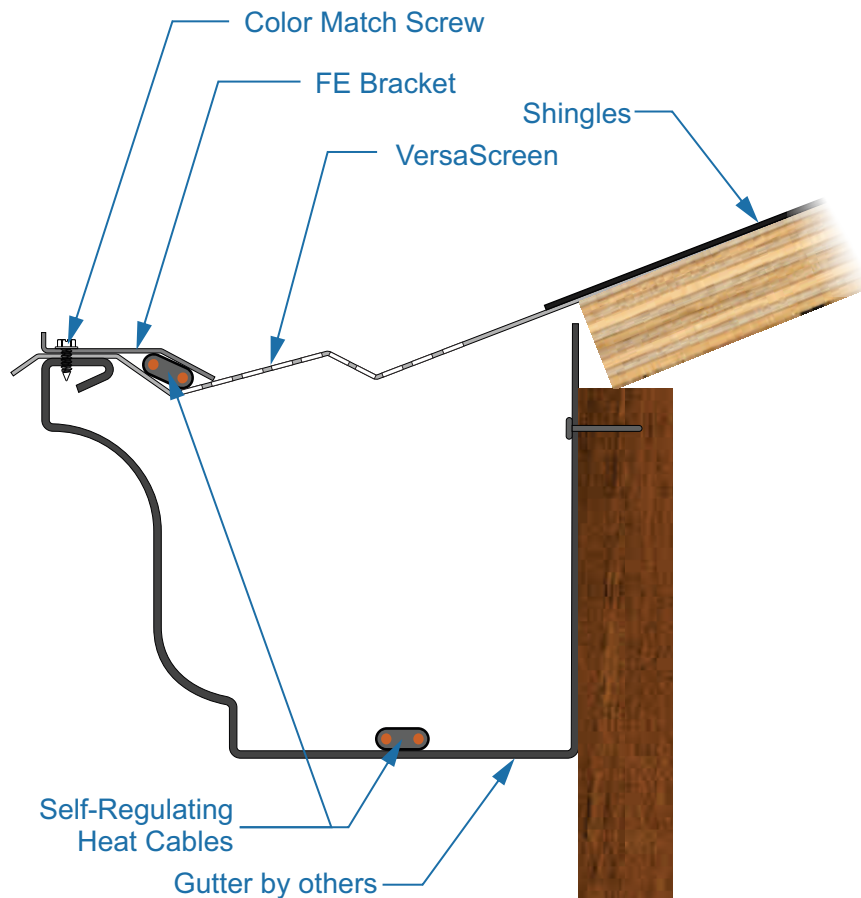
US9121179B2




VersaScreen - HGS-FEPro

VersaScreen Pro Gutter Protection

The VersaScreen HGS-FEPro is a heated gutter guard system designed to work on most styles of gutters including K style and fascia style. It is specifically designed to prevent ice dam and icicle build up at the eaves and gutters. The highly efficient system is comprised of the VersaScreen Pro, the FE cover along with two runs of the self-regulating heat cable - one at the front edge of the gutter, and one in the gutter bottom. Installation is simple. Route heat cable in the gutter bottom, downspout and then on top of screen. Secure heat cable in and install the VSP; cover cable with the FE cover.



NOTE: Some roof assembly features omitted for clarity. VersaScreen Pro is designed to fit a variety of gutter style and installation methods. VersaScreen and IceBlaster products are fully compatible with most roof styles and systems.



Performance:

Two runs of industrial grade self-regulating heat cable

Screen and FE Cover: .032 aluminum with a durable Kynar 500 Matte Black finish

Warranty:

10 yr on VSP and FE
10 yr on supplied heat cable
See Warranty for complete details

Components:

VSP, FE (4' standard lengths)

Mounting hardware

Options:

C/US Listed self-regulating heat cable, please specify 5, 8, or 10 watt/foot in 120 or 240 VAC. See Self-Regulated Heat Cable Datasheet

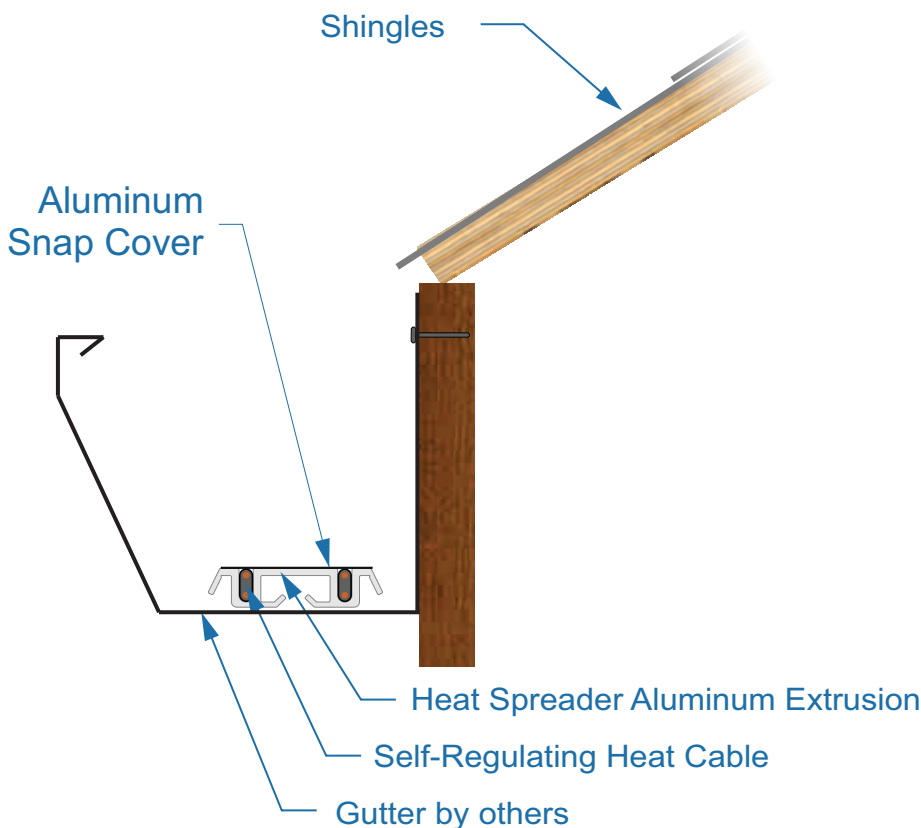
Patent:

US9121179B2


IceBlaster™

Heated Gutter - Gutter Melt Extrusion HGS-GMX

The IceBlaster Gutter Melt Extrusion HG-GMX is specifically designed to prevent ice dam and icicle build up in the gutters. The HG-GMX is perfect for larger, commercial and industrial gutter systems. The highly efficient system is comprised of an aluminum extrusion base panel which houses two runs of industrial grade self regulating heat cable. Uses for the HG-GMX are in industrial, commercial, and residential gutters. Gutter sizes 5" through 9" use one HG-GMX. Gutter sizes 10" and larger can use 2 or more HG-GMX. Installation is simple. Base extrusion is laid in gutter bottom. Route two runs of industrial grade self regulating heat cable in HGs-GMX. Cover with supplied aluminum snap cover pieces (10"). Route any heat cable in downspout(s). Expert design layout and installation guidance are available with order.



NOTE: Some roof assembly features omitted for clarity. GMX is designed to fit a variety of gutter style and installation methods. IceBlaster products are fully compatible with most roof styles and systems.



Performance:

Two runs of industrial grade self-regulating heat cable

Base Extrusion:

6063 T5 Aluminum

Aluminum Cover Panel:

Aluminum Snap Cover

Warranty:

10 yr on supplied heat cable

50 yr on base extrusion

See Warranty for complete details

Components:

Base Extrusion

Aluminum Snap Cover

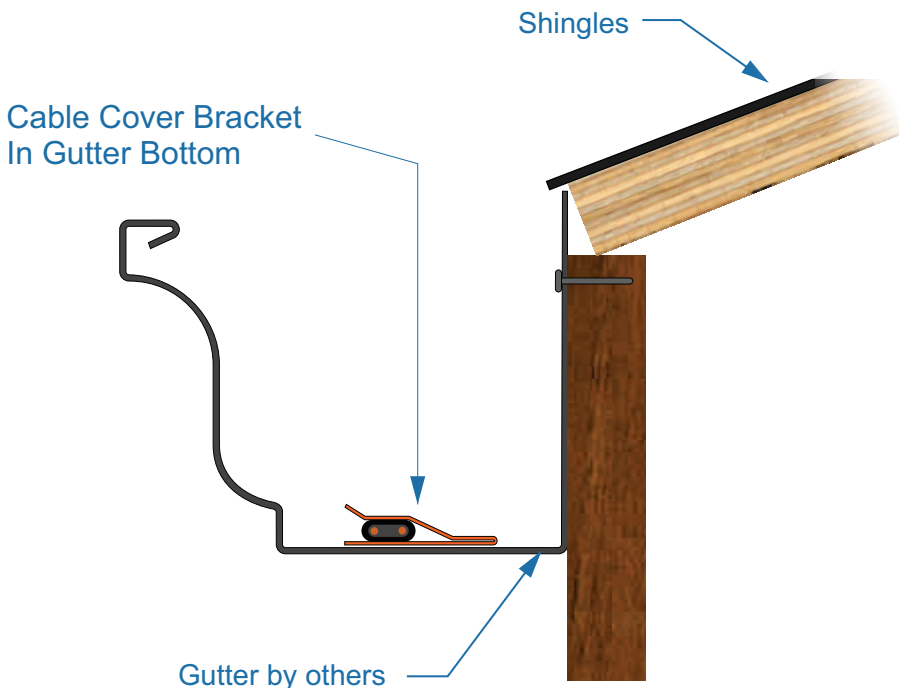
Options:

C/US Listed self-regulating heat cable, *please specify 5, 8, or 10 watt/foot in 110 -277 VAC. See Self-Regulated Heat Cable Datasheet*


IceBlaster™

Heated Gutter - HGS-CCB

The IceBlaster HGS-CCB is a heated cable cover bracket system designed to work on most styles of gutters including K style and fascia style. It is specifically designed to prevent ice dam and icicle build up at the gutters. The highly efficient system is comprised of the cable cover bracket along with one run of self regulating heat cable. Installation is simple. Route CCB in the gutter bottom (or anywhere on the roof where a heat cable routing is needed), then route heat cable in the gutter bottom and snap the heat cable into the CCB. Heat cable should also be routed in the downspout, too.



NOTE: Some roof assembly features omitted for clarity. CCB is designed to fit a variety of gutter style and installation methods. VersaScreen and IceBlaster products are fully compatible with most roof styles and systems.



Performance:

Two runs of industrial grade self-regulating heat cable

HGS-CCB: .032 aluminum Kynar 500 finish or clear anodized finish

Warranty:

10 yr on CCB

10 yr on supplied heat cable

See Warranty for complete details

Components:

CCB - order cable separately

Mounting hardware

Options:

C/US Listed self-regulating heat cable, *please specify 5, 8, or 10 watt/foot in 120 or 240 VAC. See Self-Regulated Heat Cable Datasheet*

Additional Cost Options:


20 oz. Copper



Gutter Screen - VersaScreen Pro GS-VSP

Overview

- Contractor grade gutter protection
- Easy installation with 4' pieces
- Fastens to the front lip of the gutter
- Strong construction - .032 aluminum with a Kynar 500 Matte Black Finish
- Small hole perforation only lets fine debris through which easily flushes out with rainfall
- Built in drip lip minimizes staining and 'tiger striping'
- Versatile - fits 5, 6 and 7 inch gutters (K style/Ogee, half round, box, fascia) with no modifications
- Can be easily modified in the field to fit other gutter styles, roof pitches and roof styles
- Works with metal roofs, cedar shake, slate, tile, synthetic, and asphalt shingles
- Low profile, matte black finish makes it less visible - blends in easily with all roof colors
- No need for accessory pieces - ends and miters are fabricated from the VSP



Performance:

Screen Material: .032 aluminum with a durable Kynar 500 Matte Black finish

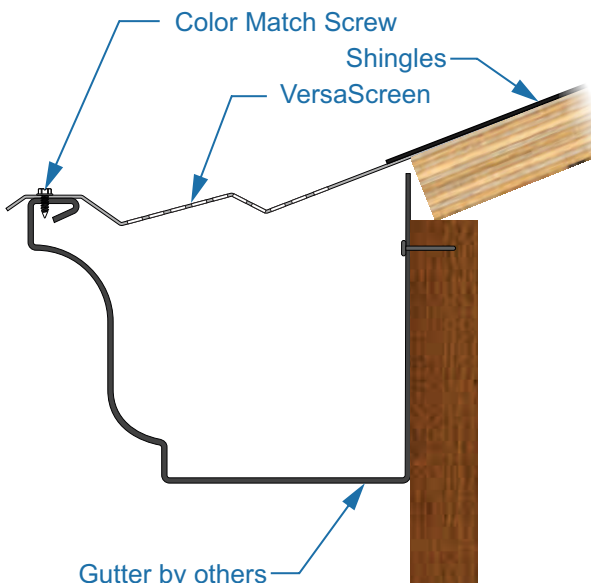
Warranty:

10 yr on VSP
See Warranty for complete details

Components:

VSP (4' standard lengths)

Mounting hardware



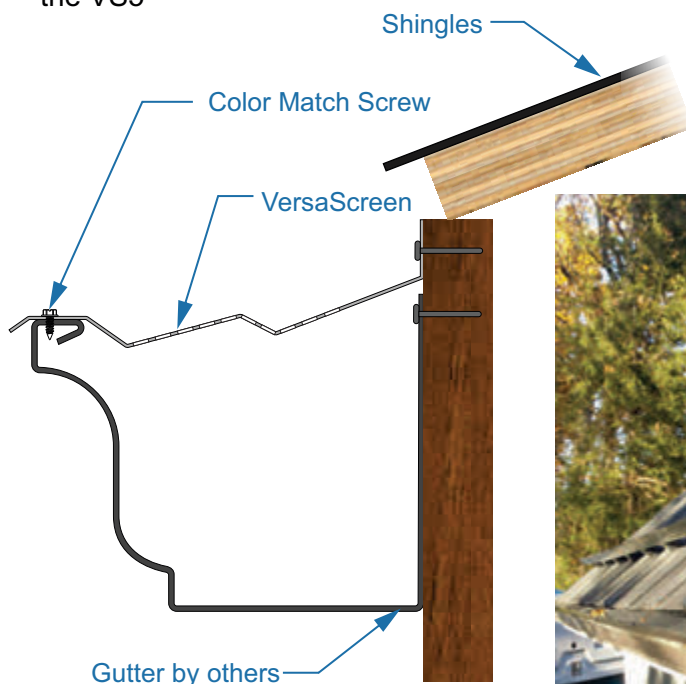
NOTE: Some roof assembly features omitted for clarity. VSP is designed to fit a variety of gutter style and installation methods. VSP is perfect for gutter installations where a gutter apron is used and the screen can be slid under the first course of shingles.




Gutter Screen - VersaScreen 5 inch GS-VS5

Overview

- Contractor grade gutter protection
- Easy installation with 5' pieces
- Fastens to the front lip of the gutter
- Strong construction - .040 aluminum with a durable powder coat matte black finish
- Small hole perforation only lets fine debris through which easily flushes out with rainfall
- Built in drip lip minimizes staining and 'tiger striping'
- Perfect for 5" gutters (K style/Ogee, half round, box, fascia) with no modifications
- Works with metal roofs, cedar shake, slate, tile, synthetic, and asphalt shingles
- Low profile, matte black finish makes it less visible - blends in easily with all roof colors
- No need for accessory pieces - ends and miters are fabricated from the VS5



NOTE: Some roof assembly features omitted for clarity. VS5 is designed to fit a variety of gutter style and installation methods.



Performance:

Screen Material: .040 aluminum with a durable powder coat matte black finish

Warranty:

10 yr on VS5

See Warranty for complete details

Components:

VS5 (5' standard lengths)
Mounting hardware

Additional Cost Options:


20 oz. Copper

MultiTrace Self-Regulating Heat Cable: MT5-1, MT5-2, MT8-1, MT8-2, MT10-1, MT10-2

Overview

Drexan HeatTracer® Self-Regulating Heating Cables meets all your Roof/Gutter and Pipe Heat Trace needs. They are designed to serve the demands of the Commercial, Residential and Industrial non-hazardous markets. Industry leading 10 year warranty available.

MultiTrace is designed to maintain temperatures up to 150°F/65°C and can withstand temperatures up to 185°F /85°C. They are also certified to all applicable CSA (CUS) standards for use throughout North America, as well as ATEX for global applications. They are suitable for metallic and non-metallic roofs, gutters, pipes, tanks and vessels.




POWER OUTPUT ADJUSTMENT FACTOR	
208 VAC	
MT5-2	0.89
MT8-2	0.94
MT10-2	0.96
277 VAC	
MT5-2	1.14
MT8-2	1.07
MT10-2	1.07

Maximum Continuous Circuit (feet) per circuit breaker	Start-Up Ambient Temperature	120V MT_-1			240V MT_-2	
		15A	20A	30A	20A	30A
MT 5	32°F	160	215	215	425	425
	14°F	140	185	215	365	425
	0°F	120	160	215	320	425
MT 8	32°F	100	140	165	275	335
	14°F	90	120	165	235	325
	0°F	80	110	160	215	295
MT 10	32°F	85	130	150	180	245
	14°F	75	115	150	165	225
	0°F	70	90	140	145	205

NOTE:

Global Electrical Codes require ground-fault protection of equipment on each heating cable branch circuit to reduce the danger of fire caused by continuous electrical arcing resulting from improper installation or damage to the heating cable. Conventional circuit protection may not be suitable for preventing electrical arcing.

Suitable devices for providing Equipment Ground Fault Protection: GFEP circuit breakers, AC-GFEPD130/230



Application

Area classification - Hazardous and non-hazardous locations

Traced surface type - Metal, Plastic, Asphalt

Supply Voltage

MT XX-1 - 100-130 VAC
MT XX-2 - 208-277 VAC

Temperature Ratings

Maximum maintain or continuous exposure temperature (power on) 150°F/65°C

Maximum intermittent exposure temperature, 1000 hrs (power-on) 185°F/85°C

Temperature ID number (t-rating) T6: 185°F/85°C.

Minimum installation temperature -40°F/-40°C

Product Characteristics

Minimum bend radius @ 68°F/20°C - 1.18 in. (30 mm)

Weight (nominal) - 0.84 lb./10 ft. (125 g/m)

Heating cable dimensions - 0.51 x 0.22 in. (13.0 x 5.7 mm)

Bus wire size - 16 AWG

Outer jacket color - Black polyolefin

Approvals



II 2G Ex e IIC T6 Gb
Sira 12ATEX3095X



Class I, Div. 1/2, Groups A, B, C, D
Class II, Div. 1/2, Groups E, F, G
Class III

231572 G-General Use Ordinary Locations



DC-AS Series Digital Controllers DC-AS22, DC-AS4, DC-AS8


Overview

The ice dam prevention system controller DC-AS Series allows for automatic operation of the Edge Melt Systems heated roof panels and heated gutter guards. The DC-AS22 operates up to 2 separate branch circuits according to the temperature control values set on the digital temperature controller, while the DC-AS4 operates up to 4 separate circuits and the DC-AS8 operates up to 8 separate circuits. A set point for heat cable on/off operation as well as a set point for low temperature cut out (LTC) of the circuits is provided. The LTC mode saves energy by keeping the heaters off when temperatures are below the threshold at which solar gain and heat loss melts snow or additional snow accumulates. Both temperature set points are easily field adjustable to suit local conditions.



Operation

The DC Series Controller uses a remote thermistor sensor to measure the ambient (outside) temperature. When the sensed outdoor temperature falls below the upper set point (out1), the temperature controller energizes the branch circuits. When temps rise above the upper set point the branch circuits are de-energized. If the sensed temp falls below the LTC (out2), the branch circuits are de-energized and re-energized when the temperature rises above the LTC set point. This is commonly referred to as 'window' operation and is the most efficient way to operate your heat cable system.



Specifications

Operates:
DC-AS22 - up to 2 separate circuits 208/240 VAC
NEMA Type 12
DC-AS4 - up to 4 separate circuits 110-277VAC
NEMA 4X
DC-AS8 - up to 8 separate circuits 110 - 277 VAC
NEMA 4X

Rated at up to 30 amps per circuit

Single and/or 3 phase

MAN/Max control energizes heat cable circuits regardless of temperature
Useful for preseason testing

AUTO control energizes the heat cable circuits when ambient temperature is between set points
Fool proof, economical control

Set points are field adjustable

Precision calibration function customizes controller to installation site

Polycarbonate enclosure

UL 508A C/US




DIGITAL CONTROLLERS

Ground Fault Electrical Protection Device AC-EPD130, AC-EPD230 & AC-EPD830

Overview

The AC-EPD Industrial Grade Equipment Ground Fault Protection Device (GFEPD) is ideal for both new and existing circuit installations. It provides 30mA ground fault current detection and safety power interruption consistent with Article 426 of the NEC. Required by heat cable manufacturers and the National Electrical Codes, these devices are used to protect the heat cable systems and are far less prone to the problem of 'nuisance' tripping common with standard GFCI outlets and breakers. These units solve the problem of using expensive and hard to find GFEP breakers.

All that is required is a feed current limited to 30 amps or less. The AC-EPD230 unit can be conveniently wired directly into the DC Flex Controller. The AC-EPD can also be used as stand alone protection without a controller. All units have 18" splicing lead wires, a 3/4" NPT fitting that can connect to 3/4" PVC, EMT, Burial and Flexible conduits. All units are available with an Automatic reset. Note ground wire is connected externally and does not enter the EPD housing. All units are MADE IN THE USA and tested by CSA to UL1053 and CSA 22.2 No. 144-M91 standards.



Specifications

1Ø & 3Ø CSA

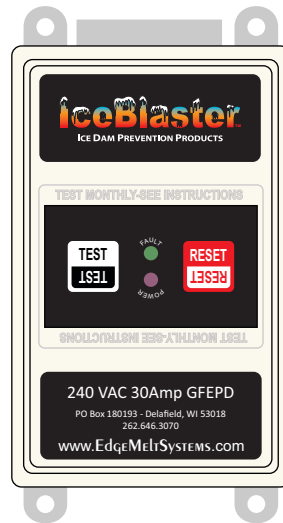
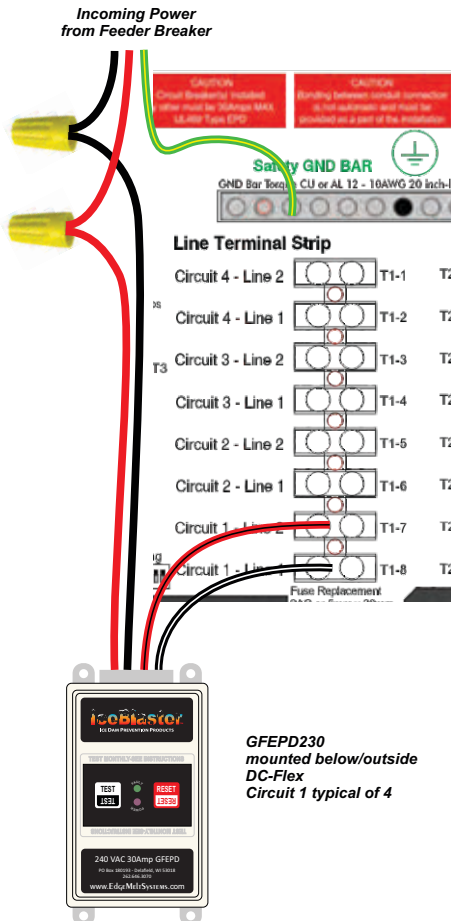
cCSA, cCSAus listed to UL 1053 and CSA C22.2 No. 144-M91

Operating Voltage (85% to 110% of rated voltage)
 AC-EPD230 - 240V 30A
 AC-EPD130 - 120V 30A
 AC-EPD830 - 208V 30A

Double insulated user interface for added safety

Industrial design for rough service application

Largest 30 Amp switching contacts in the industry - for high reliability



Installing & Operation

The AC-EPD provides 30mA ground current detection and power interruption. The units can be wired in line using a standard junction box or directly into the DC Series

Registered Limited Warranty

Edge Melt Systems (GSB Companies) manufactures VersaScreen Gutter Protection™, IceBlaster™, Edge Melt Systems™, and ECO™ digital controllers (the "Product") in accordance with high standards and tight quality controls.

What Does This Warranty Cover?

Material Warranty

Edge Melt Systems warrants to you, the purchaser, that the products covered by these warranties will be free from defects due to faulty materials or workmanship and that, under normal use and maintenance, the painted finishes will not crack or peel. This material warranty is limited to the exclusions, limitations, conditions, requirements, and legal rights in this warranty. Products covered are VersaScreen Pro, EMS and ECO components.

- 50 years on the aluminum base extrusion
- 40 years on the prefinished aluminum cover materials and VersaScreen materials
- 30 years on the prefinished aluminum finish (Kynar 500)
- 10 years on the VersaScreen finish
- 10 years on heat cables (as supplied by the heat cable manufacturer)
- 2 years on ECO digital controllers

WHAT IS NOT COVERED?

This Warranty does not cover:

- Damage of any kind resulting from faulty or improper installation;
- Changes to surface color resulting from chalking, fading, soiling, or staining. Exposure to the elements may cause these changes over time. The degree to which weathering occurs will vary depending on air quality, the building's location, and other conditions over which we have no control;
- Distortion of the property structure, accidental damage, impact of foreign objects;
- Airborne stains, mold and mildew accumulation, surface deterioration due to air pollution, harmful chemicals;
- Acts of God;
- Warping or distortion due to exposure to excessive heat sources;
- Products that have been painted or whose surface has been altered in any way;
- Any other causes beyond our reasonable control.
- Your failure to perform routine required maintenance for removal of debris lying on the top of the VersaScreen Gutter Protection and Edge Melt Systems product.
- Damage by animals or others

OTHER LIMITATIONS

- This Warranty covers only genuine VersaScreen Gutter Protection and EMS IceBlaster and ECO products. It is your responsibility to verify that the product installed is genuine VersaScreen Gutter Protection, ECO or IceBlaster.
- Due to normal weathering, the replacement product may differ from that which was originally installed. We reserve the right to change or discontinue any design or color.
- There are no warranties on this product other than as set forth in this Warranty. We are not liable to you for a breach of any other written or oral express warranties, such as those, if any, given to you by dealers, contractors, applicators, or distributors of the Product.
- WE EXCLUDE AND ARE NOT RESPONSIBLE FOR ANY CONSEQUENTIAL OR INCIDENTAL DAMAGES ARISING OUT OF ANY BREACH OF THIS EXPRESSED WARRANTY OR ANY OTHER ORAL, WRITTEN, OR IMPLIED WARRANTY THAT MAY APPLY TO YOUR PURCHASE, AS IT RELATES TO OUR PRODUCTS. THIS IS YOUR EXCLUSIVE WARRANTY AND IS IN LIEU OF ALL OTHER WARRANTIES, EXPRESS OR IMPLIED, INCLUDING BUT NOT LIMITED TO IMPLIED WARRANTIES OF MERCHANTABILITY AND FITNESS FOR A PARTICULAR PURPOSE.

HOW DO YOU REGISTER YOUR WARRANTY?

Warranty registration must be completed online. Warranty registration must be completed within 30 days of original installation.

HOW DO YOU SUBMIT A WARRANTY CLAIM?

To initiate a claim, you should contact the installation company for service and resolution within the warranty period and within a reasonable period of time after the defect is discovered. To submit a written claim, please provide the following information:

A copy of the original warranty registration form, a description and photograph of the claimed defect and the date the defect was discovered. Send to Edge Melt Systems, PO Box 180193, Delafield, WI 53018 or email to info@EdgeMeltSystems.com. Edge Melt Systems will provide notification of any additional information and physical evidence that may be required to process your claim.

CARE & MAINTENANCE

VersaScreen Gutter Protection is one of the most effective gutter protection systems available today for residential and commercial applications. In most cases, dry debris is removed with wind as low as 10 miles per hour. If debris is wet or compressed, a minimum wind of 20 mph may be required. It is the responsibility of the property owner to ensure debris removal from the top of the VersaScreen Gutter Protection to keep it working properly. All debris should be removed from eaves and valleys and other areas where the Edge Melt System roof ice prevention system is installed each fall prior to snowfall for proper functioning of the system.


WHAT WE WILL DO

You must notify us in accordance with the notice requirements outlined above, and we must validate the complaint. Upon the notification and validation, we will undertake the following:

If there is a defect in the manufacture of the product, at our sole option, we will either repair, replace, or refund the purchase price of the originally installed product found to be defective. In the event that we choose to replace the product, we will only be responsible for providing materials. For ECO digital controllers, the controller must be returned to GSB Services LLC shipping prepaid for any warranty repairs. The unit will be returned shipping prepaid in the event it is a warrantable repair. Alternately, if the defective part is field serviceable, we will ship out a replacement part.

We will not be responsible for any cost or expense to clear any blockage or obstruction which is determined to be below grade. Nor are we responsible for any consequential damage arising from the operation or non-operation of Edge Melt Systems products. Our obligations under this Warranty will in no event exceed the purchase price of the originally installed product found to be defective. Any additional costs and expenses beyond these amounts are your responsibility. In the event of repair or replacement under this Warranty, the Warranty applicable to the replacement material or to the repaired product will extend only for the time remaining under the original Warranty.

ECO controllers are warranted against defects in workmanship and materials for two years from the date of sale. This warranty does not apply to damage resulting from accident, misuse, or alteration nor where connected to voltage that is more than 5% above the configured operating voltage, nor to equipment improperly installed, wired, or maintained in violation of the Operating Guide. No other written or oral warranty applies. No employee, agent, dealer, or other person is authorized to give any warranties on behalf of Edge Melt Systems. Units returned for warranty repair cannot be modified from original shipped condition other than feeder holes for wiring. The customer shall be responsible for all costs incurred for the removal or reinstallation and shipping of the product for repairs. Within the limitations of this warranty, inoperative units should be returned, freight prepaid, to Edge Melt Systems, and that Edge Melt Systems (GSB Services, LLC) IS NOT RESPONSIBLE FOR DAMAGES OF ANY KIND, INCLUDING INCIDENTAL AND CONSEQUENTIAL DAMAGE. Some states do not allow the exclusion of or limitation of incidental or consequential damages so the above exclusion may not apply to you. The warranty gives you specific legal rights, and you may also have other rights which vary from state to state.



Roof Ice Prevention Perfected

PO Box 180193
Delafield, WI 53018
888.360.7872

www.EdgeMeltSystems.com